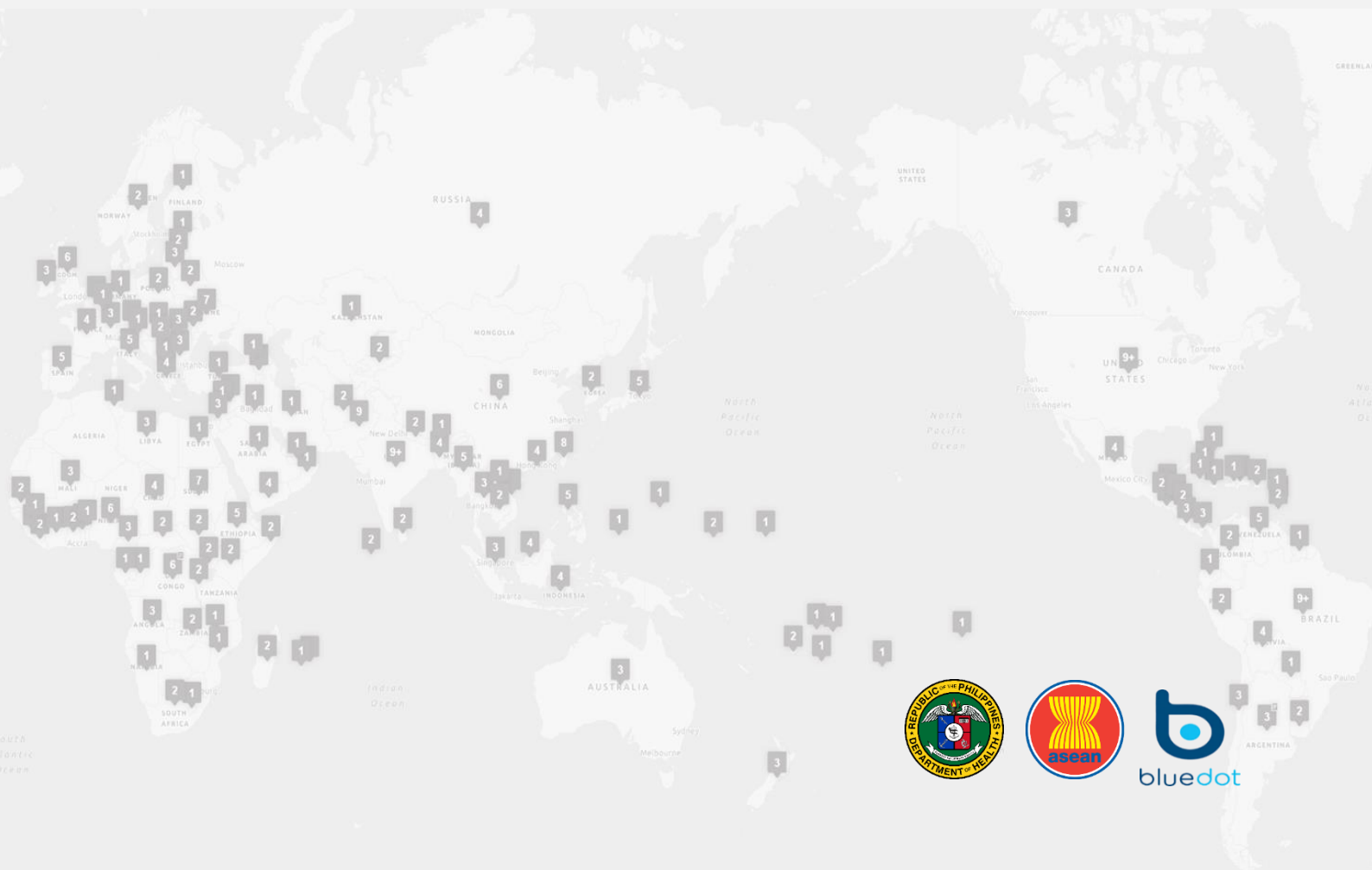


Risk Assessment for International Dissemination of COVID-19 to the ASEAN Region

As of February 19, 2020 (2:00 PM GMT+8)



COVID-19 Highlights and Situation Overview

- WHO **Operations Support and Logistics** (OSL) continues to gather and assess the needs of Member States for critical items such as personal protective equipment (PPE). The country-level perspective is aggregated to obtain a global view on the overall demand for PPE necessary for frontline healthcare workers. Due to the growing demand and consumption of PPE, OSL is collaborating with WHO disease specialists to develop and disseminate a guiding document on the rational use of PPE. On 14 February, OSL started the dispatch of laboratory COVID-19 testing kits for 56 countries. As of 17 February, 37 shipments have been dispatched to 34 countries and three regional offices. (WHO Situational Report No. 29).
- **Singapore** has implemented the **Stay-Home Notices** for all Singapore residents and long-term pass holders returning from China taking effect from 18 February. They will not be allowed to leave home during the next 14 days. Additional 4 cases in Singapore which three linked to the biggest cluster - the Grace Assembly of God Church. The church has now been linked to 21 cases, or about a quarter of the total of 81 confirmed cases.
- Following the confirmation of infection aboard the MS Westerdam Cruise Ship, the **Malaysian authorities banned passengers** who had traveled on the luxury cruise ship from entry to Malaysia.
- The **Thai Public Health Ministry** announced on February 19 that no flights carrying passengers from the barred cruise ship MS Westerdam, whether chartered flights or otherwise, will be allowed to land in Thailand until the end of February. Department of Disease Control deputy chief Dr Thanarak Palitpat says the decision is the result of a discussion among authorities including the DDC, the Immigration Bureau and the Ministry of Foreign Affairs last February 17, 2020.
- Passengers onboard **the Diamond Princess**, which has been quarantined in Yokohama's harbour for two weeks, began disembarking today (February 19, 2020) after testing negative for the disease.

Cases and Deaths as of 19 February 2020

- As of February 19 (2PM, GMT+8), worldwide, there were **73,534** confirmed cases, including **1,878** deaths.
- In **China**, there were **72,639** confirmed cases with **1,875** deaths (including deaths in Hong Kong and Taiwan). Confirmed cases in China include confirmed cases in Hong Kong (62), Macao (10), and Taiwan (22)
- **Deaths outside mainland China** were reported in the Philippines (1), Hong Kong (1), Taiwan (1), Japan (1) and France (1).
- **895 confirmed cases** of COVID-19 have been reported in **25 countries** (other than China):

REGION	COUNTRY	FIRST CONFIRMED CASE(S)	LATEST CONFIRMED CASE(S)	CONFIRMED CASES / (LOCALLY ACQUIRED)
ASIA PACIFIC	Thailand	13 Jan 2020	17 Feb 2020	35 (8)
	Vietnam	23 Jan 2020	13 Feb 2020	16 (7)
	Singapore	23 Jan 2020	18 Feb 2020	81 (55)
	Malaysia	25 Jan 2020	16 Feb 2020	22 (4)
	Cambodia	27 Jan 2020	27 Jan 2020	1
	Philippines	30 Jan 2020	5 Feb 2020	3
	Japan	16 Jan 2020	18 Feb 2020	66 (20) 542 from quarantined cruise ship
	South Korea	20 Jan 2020	18 Feb 2020	31 (12)
	Nepal	24 Jan 2020	24 Jan 2020	1
	Australia	25 Jan 2020	7 Feb 2020	15
	Sri Lanka	27 Jan 2020	27 Jan 2020	1
	India	30 Jan 2020	3 Feb 2020	3
AMERICAS	USA	21 Jan 2020	13 Feb 2020	15 (1)
	Canada	25 Jan 2020	15 Feb 2020	8 (1)
EUROPE	France	24 Jan 2020	16 Feb 2020	12 (7)
	Germany	27 Jan 2020	12 Feb 2020	16 (13)
	Finland	29 Jan 2020	29 Jan 2020	1
	Italy	30 Jan 2020	30 Jan 2020	3
	Russian Federation	31 Jan 2020	31 Jan 2020	2
	Spain	31 Jan 2020	9 Feb 2020	2 (2)
	Sweden	31 Jan 2020	31 Jan 2020	1

	United Kingdom of Great Britain and Northern Ireland	31 Jan 2020	10 Feb 2020	8 (4)
	Belgium	05 Feb 2020	05 Feb 2020	1
EASTERN MEDITERRANEAN	UAE	29 Jan 2020	10 Feb 2020	8
AFRICA	Egypt	14 Feb 2020	14 Feb 2020	1
				895

Map of COVID-19 Affected Countries: Global

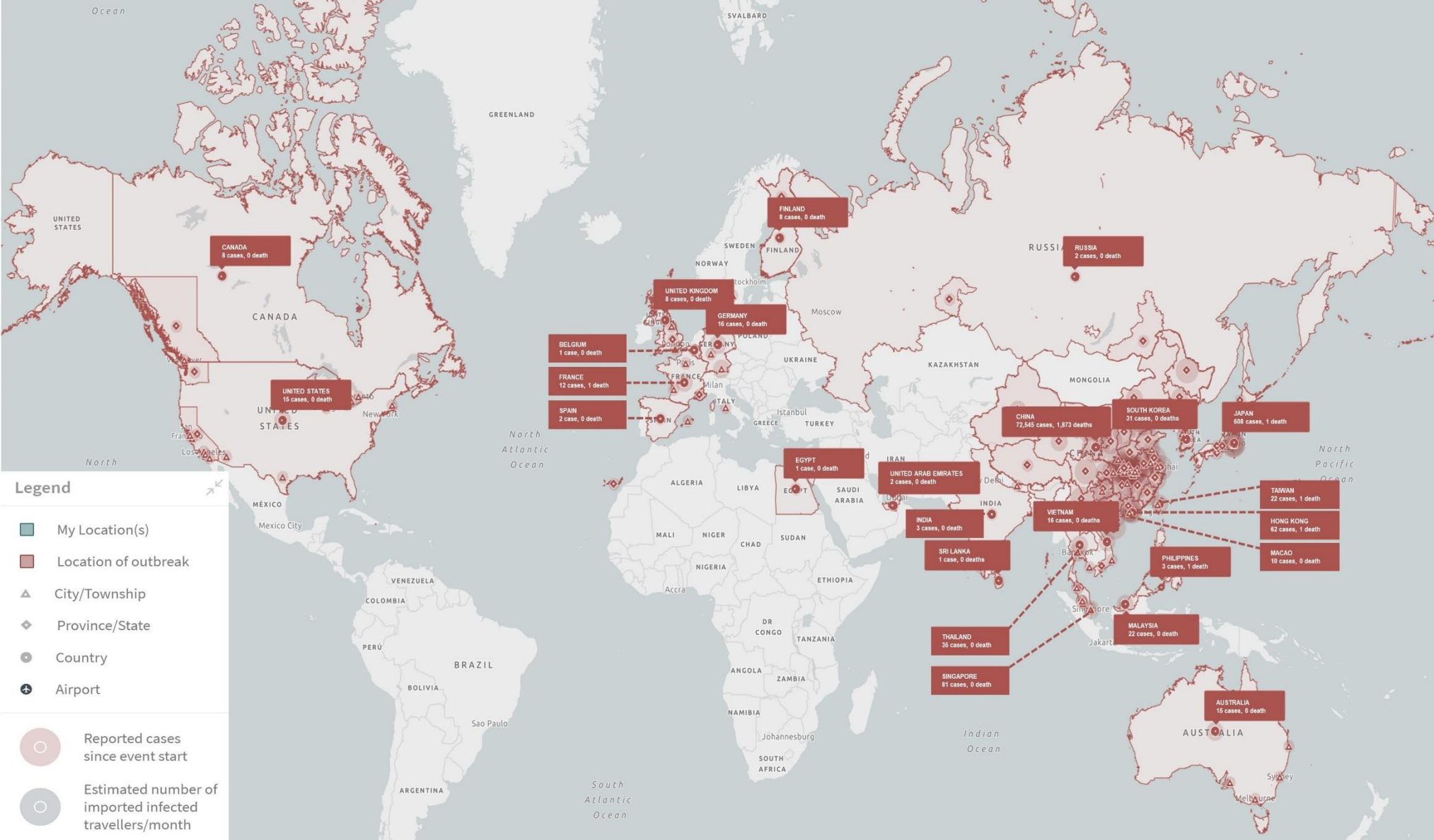


Figure 1. Global map of countries with COVID-19 confirmed cases as of February 19, 2020 (2 PM GMT+8)

Map of COVID-19 Affected Countries: ASEAN Region

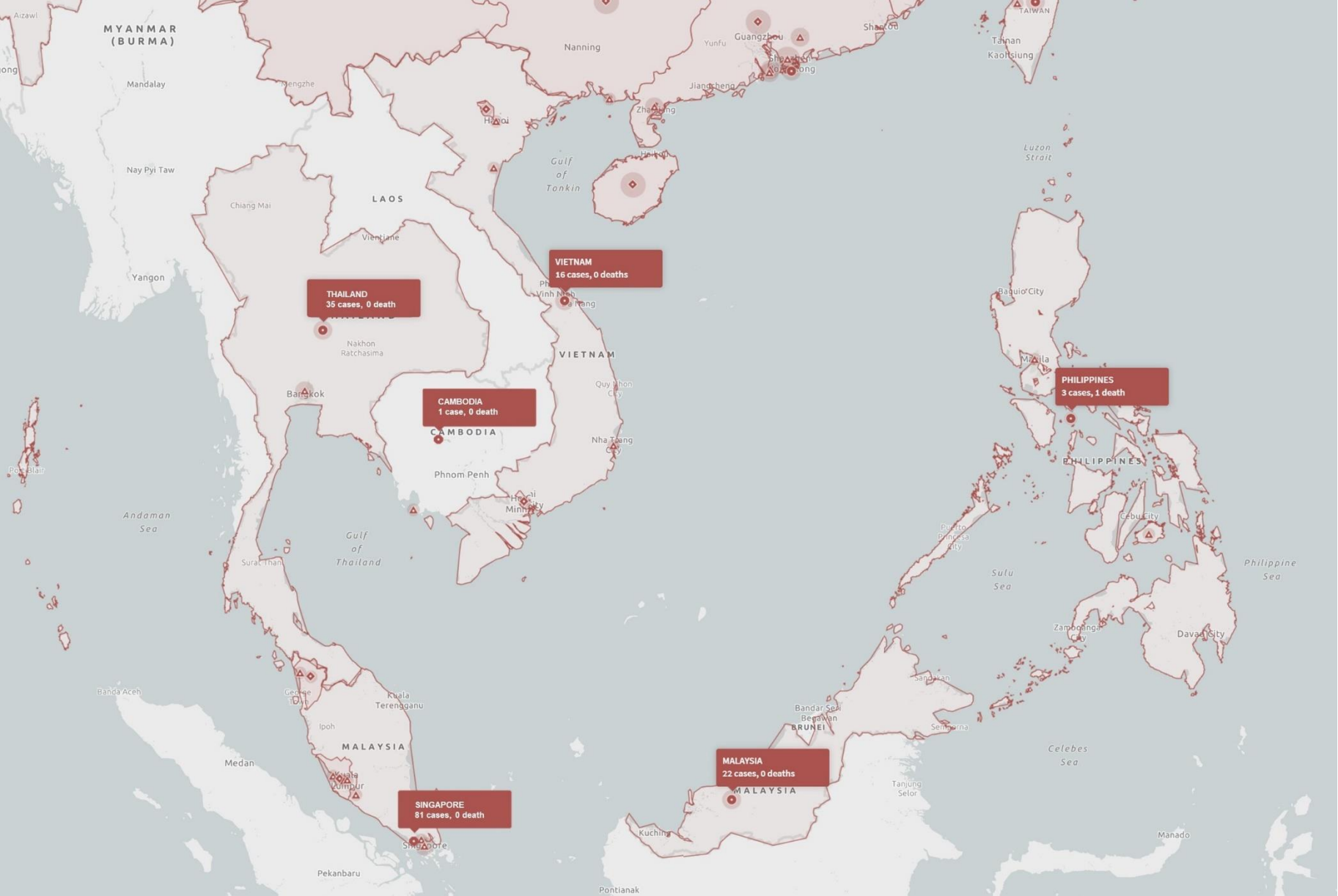


Figure 2. ASEAN Region with COVID-19 confirmed cases as of February 19, 2020 (2 PM GMT+8)

Wuhan coronavirus: Timeline (continuation*)

- Additional cases: Japan (3 from Diamond Princess), UAE (2), Malaysia (1), Thailand (7), France (5), Singapore (7)
- The first death outside Asia has been confirmed - 80 year old Chinese tourist in France.
- Additional cases: Hong Kong (3), Singapore (9), Japan (4) and France (1)

- **First confirmed case in Egypt (first confirmed case in African continent)**
 - **First death outside Asia reported in France**
 - **Additional cases in Hong Kong, Singapore, Japan, and France**
- 14 FEBRUARY 2020**

- Additional cases: Japan (70 from Diamond Princess cruise ship, 6 in Japan), Taiwan (2), Singapore (3), Hong Kong (1), and South Korea (1)
- Taiwan confirmed its first death from COVID-19, a man in his 60s.

- **Additional cases in Japan, Taiwan, Singapore, Hong Kong, South Korea**
 - **First death reported in Taiwan**
- 16 FEBRUARY 2020**

- Additional cases in South Korea (1), Singapore (4), Hong Kong (2) and Japan (from Diamond Princess cruise ship, 8 in Japan)

- **Additional cases in South Korea, Singapore, Hong Kong and Japan**
- 18 FEBRUARY 2020**

- **Additional cases in Malaysia, Thailand, Singapore, and Japan**
- 15 FEBRUARY 2020**

- Additional cases: Malaysia (3 including an American passenger from the cruise ship MS Westerdam cruise ship), Thailand (1), Singapore (5), and Japan (67 from Diamond Princess cruise ship, 9 in Japan)

- **Additional cases in Thailand, Hong Kong, Singapore, Taiwan, South Korea and Japan**
- 17 FEBRUARY 2020**

- Additional cases: Thailand (1), Hong Kong (3), Singapore (2), Taiwan (2), South Korea (1) and Japan (99 from Diamond Princess cruise ship, 7 in Japan)

Risk of COVID-19 spread via Air Travel

ESTIMATED AIR TRAVEL FROM CHINA TO INTERNATIONAL COUNTRIES

Table 1. Top ranking international countries with estimated number of travelers from China in month of **March 2020**.

Rank	Origin City	Destination Country*	Flights	Seats**
1	China	Japan	6,585	1,272,009
2	China	Thailand	5,858	1,129,011
3	China	Korea (South)	4,479	872,716
4	China	Taiwan	2,054	426,389
5	China	Hong Kong (SAR)	1,826	380,782
6	China	Singapore	1,664	372,778
7	China	United States	1,162	347,442
8	China	Malaysia	1,472	315,541
9	China	Viet Nam	1,627	290,660
10	China	Cambodia	1,367	234,012
11	China	Australia	762	217,614
12	China	Macao (SAR)	1,162	195,052
13	China	Philippines	941	189,286
14	China	Indonesia	791	158,530
15	China	Russia	646	154,422
16	China	United Arab Emirates	404	144,067
17	China	Canada	395	114,658
18	China	Myanmar	678	113,999
19	China	Germany	302	96,460
20	China	France	273	91,352

*China as destination has been excluded in this analysis

**Data is still incomplete and may vary from the actual passengers travelling to country of destination. Travel ban / restrictions may affect data.

ESTIMATED AIR TRAVEL FROM CHINA TO ASEAN COUNTRIES

Table 2. Top ranking ASEAN countries with estimated number of travelers from China in month of **March 2020**.

Rank	Origin Country	Destination Country	Flights	Seats*
1	China	Thailand	5,858	1,129,011
2	China	Singapore	1,664	372,778
3	China	Malaysia	1,472	315,541
4	China	Viet Nam	1,627	290,660
5	China	Cambodia	1,367	234,012
6	China	Philippines	941	189,286
7	China	Indonesia	791	158,530
8	China	Myanmar	678	113,999
9	China	Laos	288	44,911
10	China	Brunei Darussalam	75	11,466

**Data is still incomplete and may vary from the actual passengers travelling to country of destination
Note: Travel ban / restrictions may affect data.*



Report generated by
ASEAN Biodiaspora Virtual Center (ABVC)
 in collaboration with **Bluedot Inc.**
 Email: support@biodiaspora.org

