

Risk Assessment for International Dissemination of COVID-19 to the ASEAN Region

ASEAN Biodiaspora Virtual Center (ABVC)

as of April 8, 2020 (2:00 PM GMT+8)



COVID-19: Highlights and Situation Overview

- WHO Director-General Dr Tedros reiterated concerns regarding the shortage of medical masks and other PPE and reminded people that masks should be used as part of a comprehensive package of interventions. WHO has released guidance on the use of masks in communities, during home care, and in healthcare settings
- WHO, Lady Gaga and Global Citizen have announced a concert to air on Saturday, 18 April 2020 titled 'One World: Together at home'. This globally televised and streamed special will highlight unity among all people affected by COVID-19, celebrate the brave healthcare workers doing life-saving work, and raise funds for the response.
- China lifts 76-day lockdown on Wuhan. But even as Wuhan reopens its borders after 76 days, some restrictions within the city will remain in place, and officials warn that the threat of further infections remains far from over.
- On April 7, Malaysia's Health Ministry has declared its administrative capital of Putrajaya as "red zone" following a surge in coronavirus cases in the region. Earlier today (April 8), two more areas were added as COVID-19 red zones: Sepang in Selangor and Kota Samarahan in Sarawak. Sepang is the fifth district in Selangor and Kota Samarahan is the second district in Sarawak to be declared red zones. A "red zone" is a district which has reported more than 40 COVID-19 cases and currently, Malaysia has now 23 red zones in the country.
- The Philippines national government extended the enhanced community quarantine of Luzon to further stem the spread of the new coronavirus until April 30 (initially intended to expire on April 12). Under the lockdown, millions in Luzon were ordered to stay home, businesses and schools were closed and mass transportations systems were suspended. Other areas outside of Luzon also implemented their own lockdown policies initiated by the Local Government Units.
- Semi-lockdown in Mandalay (Myanmar's second-largest city) is being implemented from April 7-21. The main purpose for this activity is to block travel for recreation, pilgrimage , and visits to unnecessary locations. Apart from the pharmaceutical distribution and manufacturing industries, all other sectors of the economy will be closed.
- Singapore government announced that beginning April 7, all workplace premises and retail outlets except for those necessary to support the daily living needs of the population will be closed. The measures are expected to be in place until May 4, but may be extended if necessary.
- Pattaya City in Thailand will be locked down to outsiders for 21 days beginning 2PM on Thursday (April 9) following a rise in new coronavirus infections. Today (April 8), the chairman of the provincial communicable disease committee, approved Pattaya City's proposal to lock down the township. Those who are not residents of Pattaya or working there will not be allowed to enter until the situation returns to normal. Those who find it necessary to travel must seek permission from the district offices.
- Vietnam authorities late on April 7 imposed a lockdown on Ha Loi hamlet of Me Linh rural district of Hanoi for 14 days in relation to a patient who visited Bach Mai hospital in Hanoi.
- On April 7, Japan's Prime Minister Shinzo Abe declared a state of emergency to fight new COVID-19 infections in major population centres, and unveiled a stimulus package. As announced, the state of emergency targets the capital

Tokyo and six other prefectures - accounting for about 44% of Japan's population - for a period of about one month. The other affected regions are neighbouring Chiba, Kanagawa and Saitama, the western hub of Osaka and neighbouring Hyogo, and the southwestern region of Fukuoka.

- **Travel Advisories (new updates)**

- Indonesia: Starting April 12, 2020, all passengers of the TransJakarta Bus service, the Jakarta MRT and the Jakarta LRT are obligated to wear face masks. This rule is based on Jakarta Governor Appeal No. 9/2020 on the use of face masks to prevent the spread of COVID-19.
- Myanmar: Semi-lockdown in Mandalay include passenger travel restrictions. Starting April 7 to April 21, bus operations will be stopped and transporting passengers via waterway is controlled except boat running to and fro near ports.
- Thailand: Under the plan of Pattaya lockdown (21 days beginning April 9), five checkpoints will be set up on roads leading into Pattaya to strictly screen vehicles and people. Entry to the city will be closed at Krating Rai flyover. Motorists are required to make a U-turn in this area to the railway line road. People entering the town will be screened at checkpoints on the city's five main access routes - at Soi Chaiyapornvithee, Motorway Route 2 in front of the highway police office, Soi Pornprapanimit, Soi Chayaporn and Sukhumvit Road near the office of the Public Prosecutors in front of Na Jomtien temple.
- Vietnam: All passengers on domestic flights have been required to get tested for novel coronavirus disease (COVID-19) upon their arrival at Tan Son Nhat International Airport in Ho Chi Minh City.

Cases and Deaths as of 8 April 2020

- As of April 08 (2PM, GMT+8), worldwide, there were **1,406,873** confirmed cases, including **80,932** deaths.
- In **China**, there were **83,123** confirmed cases with **3,344** deaths, including deaths in Hong Kong (4) and Taiwan (5). Confirmed cases in China include confirmed cases in Hong Kong (936), Macau (44), and Taiwan (376).
- **1,323,754 confirmed cases** of COVID-19 have been reported in **207 countries/states** (other than China, Hong Kong, Taiwan and Macau):

REGION	COUNTRY	FIRST CONFIRMED CASE(S)	LATEST CONFIRMED CASE(S)	CONFIRMED CASES/ (Deaths)	CASE FATALITY RATIO*
ASIA PACIFIC	Thailand	13 Jan 2020	07 Apr 2020	2,258 (27)	1.20
	Vietnam	23 Jan 2020	08 Apr 2020	251	
	Singapore	23 Jan 2020	07 Apr 2020	1,481 (6)	0.41
	Malaysia	25 Jan 2020	07 Apr 2020	3,963 (63)	1.59
	Cambodia	27 Jan 2020	08 Apr 2020	117	
	Philippines	30 Jan 2020	07 Apr 2020	3,764 (177)	4.70
	Indonesia	02 Mar 2020	07 Apr 2020	2,738 (221)	8.07

Indonesia	02 Mar 2020	07 Apr 2020	2,738 (221)	8.07
Brunei	10 Mar 2020	04 Apr 2020	135 (1)	0.74
Myanmar	23 Mar 2020	06 Apr 2020	22 (1)	4.54
Lao PDR	24 Mar 2020	07 Apr 2020	14	
Japan	16 Jan 2020	07 Apr 2020 4,612 (99)	3,466 (99) 696 from quarantined ship	2.15
South Korea	20 Jan 2020	07 Apr 2020	10,331 (192)	1.86
Nepal	24 Jan 2020	05 Apr 2020	9	
Australia	25 Jan 2020	07 Apr 2020	5,908 (48)	0.81
Sri Lanka	27 Jan 2020	07 Apr 2020	185 (6)	3.24
India	30 Jan 2020	07 Apr 2020	5,311 (150)	2.82
Afghanistan	24 Feb 2020	07 Apr 2020	423 (14)	3.31
Pakistan	26 Feb 2020	07 Apr 2020	4,009 (56)	1.40
New Zealand	28 Feb 2020	07 Apr 2020	1,160 (1)	0.08
Bhutan	05 Mar 2020	02 Apr 2020	5	
Maldives	07 Mar 2020	02 Apr 2020	19	
Bangladesh	08 Mar 2020	07 Apr 2020	164 (17)	10.36
Mongolia	10 Mar 2020	06 Apr 2020	15	
Turkey	10 Mar 2020	07 Apr 2020	30,217 (649)	2.15
French Polynesia	12 Mar 2020	07 Apr 2020	42	
Guam	15 Mar 2020	05 Apr 2020	112 (4)	3.57
New Caledonia	17 Mar 2020	02 Apr 2020	18	
Fiji	18 Mar 2020	07 Apr 2020	15	
Papua New Guinea	21 Mar 2020	06 Apr 2020	2	
Timor Leste	21 Mar 2020	21 Mar 2020	1	
Northern Mariana Islands	28 Mar 2020	03 Apr 2020	8 (1)	12.5
AMERICAS				
USA	21 Jan 2020	07 Apr 2020	386,587 (12,275)	3.18
Canada	25 Jan 2020	07 Apr 2020	17,897 (405)	2.26
Brazil	26 Feb 2020	07 Apr 2020	12,240 (566)	4.62
Mexico	28 Feb 2020	07 Apr 2020	2,439 (125)	5.13
Saint Martin	01 Mar 2020	07 Apr 2020	32 (2)	6.25
Ecuador	01 Mar 2020	07 Apr 2020	3,747 (191)	5.09
Dominican Republic	01 Mar 2020	07 Apr 2020	1,956 (98)	5.01
Chile	03 Mar 2020	07 Apr 2020	5,116 (43)	0.84
Argentina	03 Mar 2020	07 Apr 2020	1,554 (54)	3.47
Peru	05 Mar 2020	07 Apr 2020	2,954 (92)	3.11

Costa Rica	06 Mar 2020	07 Apr 2020	467 (2)	0.42
Colombia	06 Mar 2020	07 Apr 2020	1,579 (46)	2.91
French Guiana	06 Mar 2020	07 Apr 2020	72	
Martinique	06 Mar 2020	07 Apr 2020	151 (4)	2.64
Paraguay	07 Mar 2020	07 Apr 2020	115 (5)	4.35
Panama	10 Mar 2020	07 Apr 2020	2,100 (55)	2.62
Bolivia	10 Mar 2020	07 Apr 2020	194 (14)	7.22
Honduras	11 Mar 2020	07 Apr 2020	305 (22)	7.21
Cuba	11 Mar 2020	07 Apr 2020	363 (9)	2.48
Guyana	11 Mar 2020	07 Apr 2020	31 (5)	16.1
Jamaica	12 Mar 2020	07 Apr 2020	59 (3)	5.08
St Vincent and the Grenadines	12 Mar 2020	04 Apr 2020	7	
Saint Lucia	13 Mar 2020	06 Apr 2020	14	
Trinidad and Tobago	13 Mar 2020	06 Apr 2020	105 (8)	7.61
Venezuela	13 Mar 2020	07 Apr 2020	165 (7)	4.24
Guatemala	13 Mar 2020	07 Apr 2020	77 (3)	3.89
Uruguay	13 Mar 2020	07 Apr 2020	415 (6)	1.44
Curacao	13 Mar 2020	07 Apr 2020	13 (1)	7.69
Puerto Rico	13 Mar 2020	07 Apr 2020	573 (23)	4.01
Suriname	13 Mar 2020	01 Apr 2020	10	
Antigua and Barbuda	13 Mar 2020	04 Apr 2020	15	
Guadeloupe	13 Mar 2020	07 Apr 2020	139 (7)	5.04
Cayman Islands	13 Mar 2020	06 Apr 2020	39 (1)	2.56
Aruba	14 Mar 2020	07 Apr 2020	71	
Bahamas	15 Mar 2020	07 Apr 2020	33 (5)	15.1
US Virgin Islands	16 Mar 2020	30 Mar 2020	30	
Sint Maarten	17 Mar 2020	06 Apr 2020	37 (6)	16.2
Montserrat	17 Mar 2020	05 Apr 2020	6	
Barbados	17 Mar 2020	07 Apr 2020	60 (2)	3.33
El Salvador	18 Mar 2020	07 Apr 2020	78 (4)	5.12
Nicaragua	18 Mar 2020	06 Apr 2020	6 (1)	16.6
Bermuda	18 Mar 2020	07 Apr 2020	39 (2)	5.13
Haiti	19 Mar 2020	07 Apr 2020	25 (1)	4.00
Dominica	22 Mar 2020	07 Apr 2020	15	
Grenada	22 Mar 2020	04 Apr 2020	12	
Belize	23 Mar 2020	07 Apr 2020	7	
Turks and Caicos Islands	23 Mar 2020	07 Apr 2020	8 (1)	12.5
Saint Kitts and Nevis	24 Mar 2020	07 Apr 2020	11	
British Virgin Islands	25 Mar 2020	31 Mar 2020	3	
Anguilla	26 Mar 2020	03 Apr 2020	3	

	Caribbean Netherlands	01 Apr 2020	01 Apr 2020	2	
	Falkland Islands	03 Apr 2020	06 Apr 2020	2	
	Saint Pierre and Miquelon	05 Apr 2020	05 Apr 2020	1	
EUROPE	France	24 Jan 2020	07 Apr 2020	109,069 (10,328)	9.47
	Germany	27 Jan 2020	07 Apr 2020	106,739 (1,942)	1.82
	Finland	29 Jan 2020	07 Apr 2020	2,308 (34)	1.47
	Italy	30 Jan 2020	07 Apr 2020	135,586 (17,127)	12.63
	Russian Federation	31 Jan 2020	07 Apr 2020	7,497 (58)	0.77
	Spain	31 Jan 2020	07 Apr 2020	140,511 (13,897)	9.89
	Sweden	31 Jan 2020	07 Apr 2020	7,693 (591)	7.68
	United Kingdom of Great Britain	31 Jan 2020	07 Apr 2020	55,242 (6,159)	11.15
	Belgium	05 Feb 2020	07 Apr 2020	22,194 (2,035)	9.17
	Switzerland	25 Feb 2020	07 Apr 2020	22,242 (787)	3.54
	Austria	25 Feb 2020	07 Apr 2020	12,519 (243)	1.94
	Croatia	25 Feb 2020	07 Apr 2020	1,282 (18)	1.40
	Norway	26 Feb 2020	07 Apr 2020	5,903 (89)	1.51
	Romania	26 Feb 2020	07 Apr 2020	4,417 (197)	4.46
	Estonia	26 Feb 2020	07 Apr 2020	1,149 (21)	1.82
	Georgia	26 Feb 2020	07 Apr 2020	196 (3)	1.53
	North Macedonia	26 Feb 2020	07 Apr 2020	599 (26)	4.34
	Greece	26 Feb 2020	07 Apr 2020	1,832 (81)	4.42
	Denmark	27 Feb 2020	07 Apr 2020	5,071 (203)	4.00
	San Marino	27 Feb 2020	07 Apr 2020	277 (32)	11.55
	Lithuania	27 Feb 2020	07 Apr 2020	880 (15)	1.70
	Netherlands	27 Feb 2020	07 Apr 2020	19,580 (2,101)	10.73
	Azerbaijan	27 Feb 2020	07 Apr 2020	717 (8)	1.11
	Belarus	28 Feb 2020	07 Apr 2020	860 (13)	1.51
	Iceland	28 Feb 2020	07 Apr 2020	1,586 (6)	0.38
	Ireland	28 Feb 2020	07 Apr 2020	5,709 (210)	3.68
	Monaco	29 Feb 2020	07 Apr 2020	79 (1)	1.26
	Czech Republic	01 Mar 2020	07 Apr 2020	4,828 (80)	1.65
	Luxembourg	01 Mar 2020	07 Apr 2020	2,970 (44)	1.48
	Armenia	01 Mar 2020	06 Apr 2020	833 (8)	0.96
Latvia	02 Mar 2020	07 Apr 2020	548 (2)	0.34	
Portugal	02 Mar 2020	07 Apr 2020	12,442 (345)	2.77	

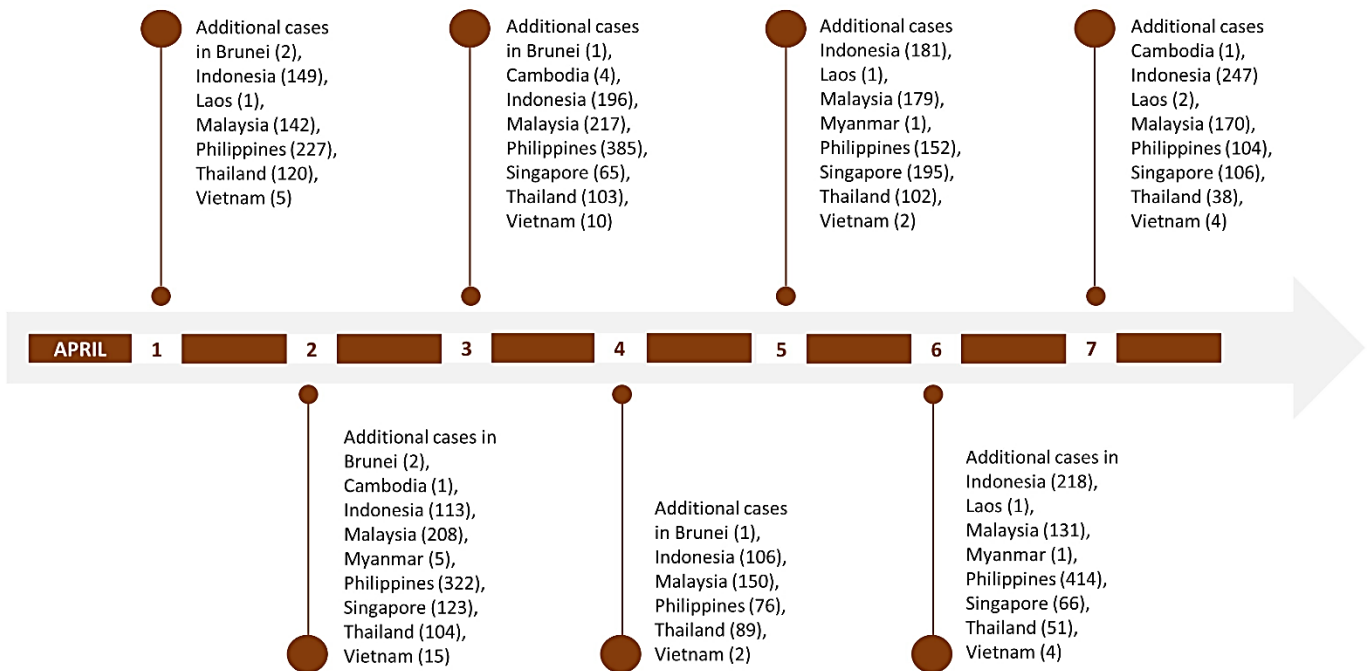
	Andorra	02 Mar 2020	07 Apr 2020	525 (21)	4.00
	Liechtenstein	03 Mar 2020	05 Apr 2020	77 (1)	1.30
	Ukraine	03 Mar 2020	07 Apr 2020	1,462 (45)	3.08
	Slovenia	04 Mar 2020	07 Apr 2020	1,059 (36)	3.40
	Hungary	04 Mar 2020	07 Apr 2020	817 (47)	5.75
	Poland	04 Mar 2020	07 Apr 2020	4,848 (129)	2.66
	Faroe Islands	04 Mar 2020	07 Apr 2020	184	
	Bosnia and Herzegovina	05 Mar 2020	07 Apr 2020	754 (33)	4.37
	Gibraltar	05 Mar 2020	07 Apr 2020	113	
	Slovakia	06 Mar 2020	07 Apr 2020	581 (2)	0.34
	Serbia	06 Mar 2020	07 Apr 2020	2,447 (61)	2.49
	Vatican City	06 Mar 2020	03 Apr 2020	7	
	Malta	07 Mar 2020	07 Apr 2020	293	
	Moldova	07 Mar 2020	07 Apr 2020	1,056 (22)	2.08
	Bulgaria	08 Mar 2020	07 Apr 2020	565 (22)	3.89
	Albania	09 Mar 2020	07 Apr 2020	383 (22)	5.74
	Cyprus	09 Mar 2020	07 Apr 2020	465 (9)	1.93
	Channel Islands	09 Mar 2020	07 Apr 2020	335 (7)	
	Jersey	10 Mar 2020	05 Apr 2020	126 (3)	2.38
	Kazakhstan	13 Mar 2020	07 Apr 2020	685 (6)	0.88
	Uzbekistan	15 Mar 2020	07 Apr 2020	504 (2)	0.39
	Greenland	16 Mar 2020	05 Apr 2020	11	
	Montenegro	17 Mar 2020	07 Apr 2020	241 (2)	0.83
	Kyrgyztan	18 Mar 2020	07 Apr 2020	228 (4)	1.75
	Isle of Man	19 Mar 2020	07 Apr 2020	150(1)	0.67
MIDDLE EAST	UAE	29 Jan 2020	06 Apr 2020	2,076 (11)	0.53
	Iran	19 Feb 2020	07 Apr 2020	62,589 (3,872)	6.19
	Israel	21 Feb 2020	07 Apr 2020	9,248 (65)	0.70
	Lebanon	21 Feb 2020	07 Apr 2020	548 (19)	3.47
	Kuwait	24 Feb 2020	07 Apr 2020	743 (1)	0.13
	Oman	24 Feb 2020	07 Apr 2020	371 (2)	0.54
	Bahrain	24 Feb 2020	07 Apr 2020	756 (4)	0.53
	Iraq	24 Feb 2020	07 Apr 2020	1,122 (65)	5.79
	Qatar	29 Feb 2020	07 Apr 2020	2,057 (6)	0.29
	Saudi Arabia	02 Mar 2020	07 Apr 2020	2,795 (41)	1.47
	Jordan	02 Mar 2020	07 Apr 2020	353 (6)	1.70
	Palestine	05 Mar 2020	07 Apr 2020	261 (1)	0.38
	Syria	22 Mar 2020	05 Apr 2020	19 (2)	10.5
AFRICA	Egypt	14 Feb 2020	07 Apr 2020	1,322 (85)	6.43
	Algeria	25 Feb 2020	07 Apr 2020	1,423 (173)	12.15
	Nigeria	28 Feb 2020	07 Apr 2020	238 (5)	2.10
	Tunisia	02 Mar 2020	07 Apr 2020	596 (22)	3.69
	Morocco	02 Mar 2020	07 Apr 2020	1,184 (90)	7.60
	Senegal	02 Mar 2020	07 Apr 2020	237 (2)	0.84
	South Africa	05 Mar 2020	07 Apr 2020	1,749 (13)	0.74
	Cameroon	06 Mar 2020	06 Apr 2020	658 (9)	1.37
	Togo	06 Mar 2020	07 Apr 2020	58 (3)	5.17

Burkina Faso	09 Mar 2020	07 Apr 2020	364 (18)	4.94
Democratic Republic of Congo	10 Mar 2020	29 Mar 2020	65 (6)	9.23
Ivory Coast	11 Mar 2020	07 Apr 2020	323 (3)	0.93
Reunion	11 Mar 2020	06 Apr 2020	349	
Ghana	13 Mar 2020	07 Apr 2020	287 (5)	1.74
Guinea	13 Mar 2020	07 Apr 2020	128	
Gabon	13 Mar 2020	07 Apr 2020	30 (1)	3.33
Sudan	13 Mar 2020	07 Apr 2020	14 (2)	14.3
Kenya	13 Mar 2020	07 Apr 2020	172 (6)	3.49
Ethiopia	13 Mar 2020	07 Apr 2020	52 (2)	3.84
Central African Republic	14 Mar 2020	03 Apr 2020	8	
Seychelles	14 Mar 2020	06 Apr 2020	11	
Rwanda	14 Mar 2020	07 Apr 2020	105	
Namibia	14 Mar 2020	05 Apr 2020	16	
Swaziland	14 Mar 2020	06 Apr 2020	10	
Mauritania	14 Mar 2020	31 Mar 2020	6	
Mayotte	14 Mar 2020	07 Apr 2020	164 (2)	1.22
Equatorial Guinea	15 Mar 2020	04 Apr 2020	16	
Republic of Congo	15 Mar 2020	05 Apr 2020	45 (5)	11.1
Benin	16 Mar 2020	07 Apr 2020	26 (1)	3.85
Liberia	16 Mar 2020	07 Apr 2020	14 (3)	21.4
Tanzania	16 Mar 2020	07 Apr 2020	24 (1)	4.17
Somalia	16 Mar 2020	04 Apr 2020	7	
Gambia	17 Mar 2020	25 Mar 2020	4 (1)	25.0
Zambia	17 Mar 2020	02 Apr 2020	39 (1)	2.56
Mauritius	18 Mar 2020	07 Apr 2020	268 (7)	2.61
Djibouti	18 Mar 2020	07 Apr 2020	90	
Niger	19 Mar 2020	07 Apr 2020	253 (10)	3.95
Chad	19 Mar 2020	04 Apr 2020	9	
Zimbabwe	20 Mar 2020	06 Apr 2020	10 (1)	10.0
Cape Verde	20 Mar 2020	04 Apr 2020	7 (1)	14.3
Madagascar	20 Mar 2020	06 Apr 2020	82**	
Uganda	21 Mar 2020	06 Apr 2020	52	
Eritrea	21 Mar 2020	07 Apr 2020	31	
Angola	21 Mar 2020	07 Apr 2020	16 (2)	12.5
Mozambique	22 Mar 2020	01 Apr 2020	10	
Libya	24 Mar 2020	07 Apr 2020	19 (1)	5.26
Guinea-Bissau	25 Mar 2020	07 Apr 2020	33	
Mali	25 Mar 2020	07 Apr 2020	56 (5)	8.92
Botswana	30 Mar 2020	06 Apr 2020	6 (1)	16.7
Sierra Leone	31 Mar 2020	06 Apr 2020	6	
Burundi	31 Mar 2020	03 Apr 2020	3	
Malawi	02 Apr 2020	07 Apr 2020	8 (1)	12.5
South Sudan	05 Apr 2020	05 Apr 2020	1	
			1,323,754 (77,588)	

*The calculated CFR is based on reported deaths and reported case counts, and does not account for recovered cases over time or rate of testing in a particular region.

**Corrected from last report

Timeline of COVID-19: ASEAN



Transmission Category of COVID-19 Affected Countries


BlueDot has classified countries worldwide into categories based on the observed rate of COVID-19 transmission using data generated by BlueDot's global epidemic surveillance system, as of 11:00 PM PHT (GMT+8) on April 7. To contextualize each country's current situation, BlueDot calculated: (1) each country's rate of change for COVID-19 case reports over 7 days, (2) case fatality ratios (CFR) for each country, (3) each country's COVID-19 case burden, per 1,000 population and (4) each country's case doubling time (in days). We also utilized the Infectious Disease Vulnerability Index as a measure of each country's public health capacity to detect, respond, and/or control a COVID-19 outbreak.

The following report includes the following figures and table:

Map 1: Map depicting countries by the corresponding COVID-19 transmission category, as defined below.

Map 2: Map depicting the total number of COVID-19 cases reported per 1,000 population at a national level since the beginning of the pandemic. This case count includes active cases, resolved cases, and fatalities.

Table: Summary of country categorizations, IDVI value, and COVID-19 cases per 1,000 population

- A** **Countries reporting <100 cases and a slowly increasing rate of COVID-19 transmission**
 - These countries have reported <100 cases of COVID-19, a CFR $\leq 4\%$, and have a favorable IDVI suggesting adequate capacity to detect, respond, and/or control an epidemic.
 - Interpretation: These countries may be in an early phase of the epidemic, with limited community-based transmission.
- B** **Countries reporting a steadily increasing OR stabilizing rate of COVID-19 transmission**
 - These countries have reported ≥ 100 cases of COVID-19 and have a steadily increasing OR stabilizing rate of COVID-19 transmission (i.e. the number of new cases reported each day is consistent, or increasing at a low rate).
 - Interpretation: These countries may be in an early stage of the epidemic with either steadily increasing community-based transmission, OR demonstrating early evidence of effective epidemic control measures, OR have incomplete testing/reporting.
- C** **Countries reporting a rapidly increasing rate of COVID-19 transmission**
 - These countries have reported ≥ 100 cases of COVID-19 and have a rapidly accelerating rate of COVID-19 transmission.
 - Interpretation: These countries may be in the most aggressive stages of the epidemic and are experiencing widespread community-based transmission and likely have sufficient testing capacity.
- D** **Countries reported a negative rate of COVID-19 transmission**
 - These countries have reported ≥ 100 cases of COVID-19 and have a decelerating rate of COVID-19 transmission.
 - Interpretation: These countries may be in the mid- or later stages of the epidemic, with a negative rate of transmission (i.e. fewer new cases reported each day) due to robust and effective control measures.
- E** **Countries reporting <100 cases AND a high case fatality ratio OR limited public health capacity to detect and/or respond to COVID-19 based on IDVI**
 - These countries have reported <100 cases of COVID-19, AND: are reporting a CFR $> 4\%$ OR have an IDVI value (< 0.6).
 - Interpretation: These countries may be experiencing a larger outbreak than reported case counts indicate, and/or may have reduced capacity to detect and control spread of COVID-19.
- F** **Countries where insufficient information is available on COVID-19 transmission**
 - These countries have not reported imported or local cases of COVID-19
-  **Countries with limited capacity to detect and control the spread of COVID-19 transmission**
 - These countries have an IDVI value < 0.6 , represented independent of color category. Note: IDVI values are not available for all countries.
 - Interpretation: These countries may be experiencing a larger outbreak than reported case counts indicate.

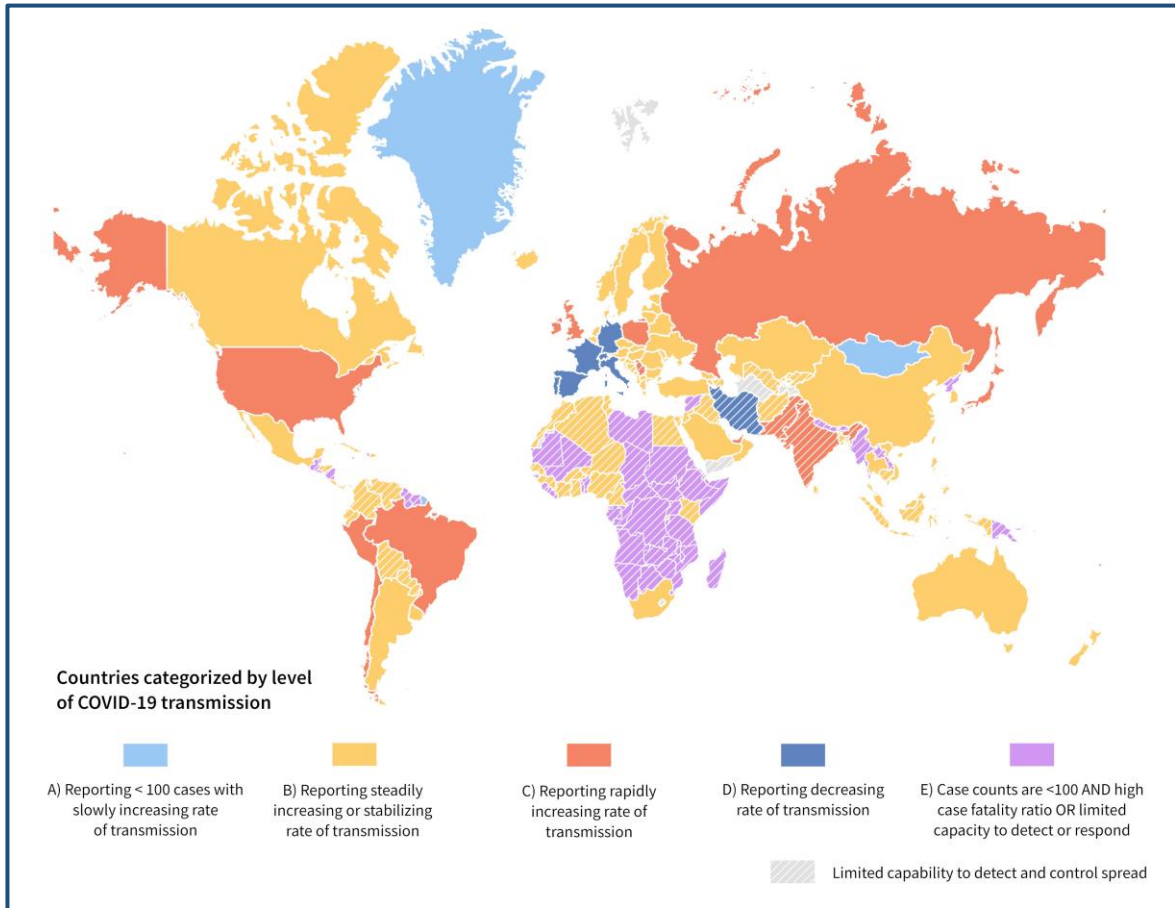


Figure 1. Map depicting countries by the corresponding COVID-19 transmission category

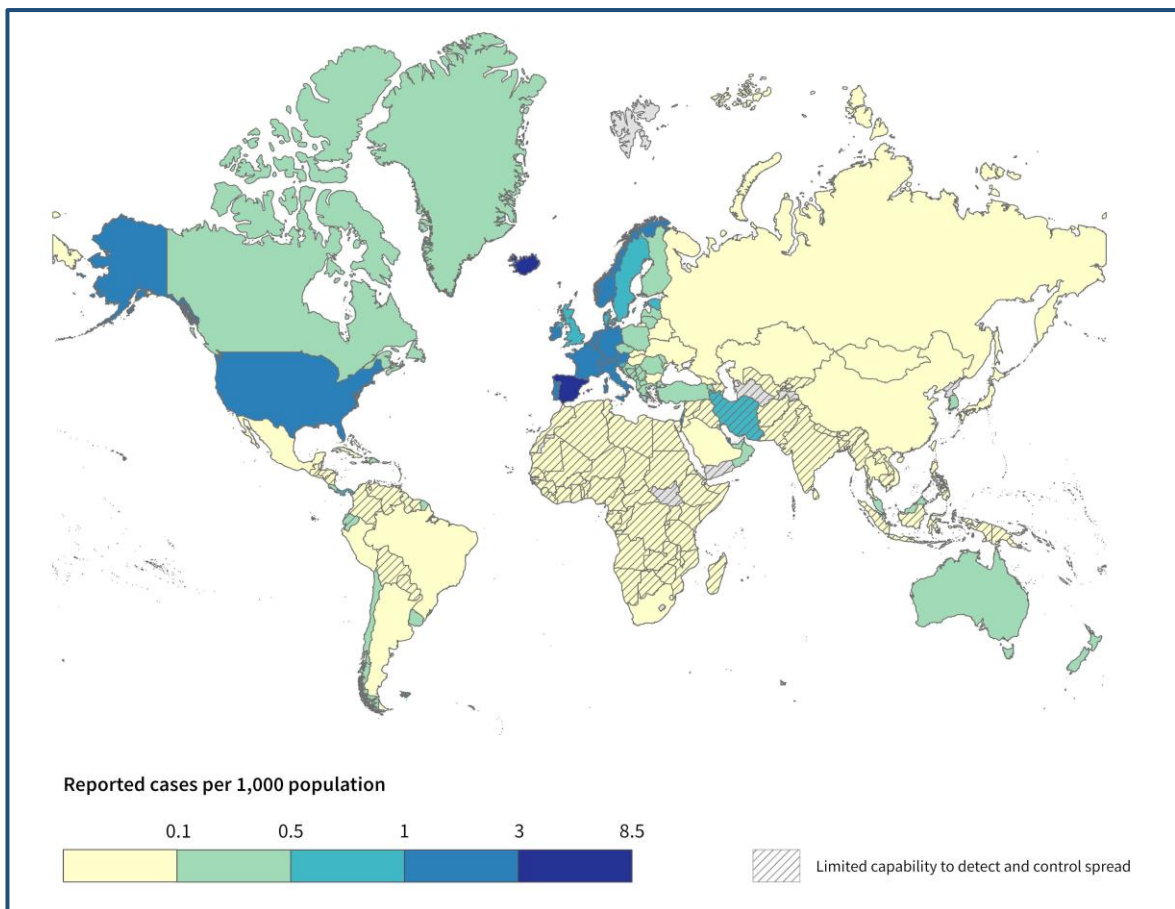


Figure 2. Map depicting the total number of COVID-19 cases reported per 1,000 population at a national level since the beginning of the pandemic. This include active cases, resolved cases, and fatalities

Table 1. Summary of ASEAN Member States' country categorization, IDVI value, and COVID-19 cases per 1,000 population

Country*	COVID-19 Category As of April 1, 2020 ¹	COVID-19 Category As of April 3, 2020 ¹	COVID-19 Category As of April 7, 2020 ²	IDVI Score	Cumulative Cases As of April 7, 2020	Doubling Time (days) ³	Confirmed COVID-19 cases per 1,000 Population
Brunei		B	B	0.763	135	19	0.342
Cambodia	B	B	B	0.355	155	16	0.008
Indonesia	B	B	B	0.563	2,491	9	0.010
Laos	E	E	E	0.355	12	11	0.002
Malaysia	B	B	B	0.761	3,793	12	0.134
Myanmar	E	E	E	0.448	22	7	0.033
Philippines	C	D	B	0.545	3,660	7	0.115
Singapore	B	B	B	0.878	1,375	11	0.388
Thailand	B	B	B	0.711	2,258	12	0.034
Vietnam	B	B	B	0.626	249	15	0.001

*refer to additional file for country categorization globally

1 Categorization determined based on the 3-day rate-of-change in new case reports.

2 Categorization determined based on the 7-day rate-of-change in new case reports.

3 Doubling time calculated retrospectively based on cumulative case reports as of April 7, 2020 at 11:30PM GMT+8.



Report generated by
ASEAN Biodiaspora Virtual Center (ABVC)
 in collaboration with **Bluedot Inc.**
 Email: support@biodiaspora.org

