

Risk Assessment for International Dissemination of COVID-19 to the ASEAN Region

ASEAN Biodiaspora Virtual Center (ABVC)

as of May 4, 2020 (2:00 PM GMT+8)



COVID-19: Highlights and Situation Overview

- World Health Organization (WHO) has recently updated the document on Country Preparedness and Response Status for COVID-19. The document highlighted that all countries are at risk and need to prepare for and respond to COVID-19. Each country is encouraged to plan its preparedness and response actions in line with the global Strategic Preparedness and Response Plan.
- Brunei reports no new COVID-19 case/s since for 15 days since April 19.
- Cambodia reports no new COVID-19 case/s for 22 days since April 12.
- Laos reports no new COVID-19 case/s for 22 days since April 12. Laos' Prime Minister's issued a notice regarding the easing and continuation of certain lockdown measures in Laos. The notice outlines a gradual loosening of lockdown measures, with certain strict measures to remain in place effective today (May 4) until May 17.
- Jakarta, Indonesia has extended its large-scale social restrictions (PSBB) until May 22. The policy allows the administration to suspend the operation of schools, places of worship and workplaces, with exemptions for essential sectors. It will also continue restricting the number of people entering the capital after Idul Fitri to prevent the spread of COVID-19 in the city following the government's mudik (exodus) ban.
- The Laos' Ministry of Information, Culture, and Tourism has released guidelines for operators of restaurants, resorts, and other tourism-related businesses in line with new regulations prescribed by the Prime Minister's Office that are to enter into effect from May 4-17, 2020. These include schools, public and private offices (rotational basis), restaurants, hotels/resorts, guesthouses, coffee shops, barbershops, and beauty salons providing that they follow the preventative measures to ensure the health and safety of both employees and customers. Some establishments (entertainment venues, beer gardens, bars, cinemas, karaoke venues, massage parlors, casinos, night markets, indoor fitness) will remain closed until further notice.
- Malaysia government has partially lifted the Movement Control Order (MCO) restrictions to reactivate economic activities effective today (May 4). Authorities stressed that MCO remains in force, and action will be taken against those who violate the rules. Religious activities, schools and institutions of higher learning, businesses (such as cinemas, karaoke lounges and Ramadan bazaars) will not be permitted and will remain closed.
- Singapore's tightened circuit breaker measures (which is due to last until May 4) will remain in place for another week. Some of these measures were adjusted. Starting May 5, Condo residents are allowed to exercise in common areas but facilities like pool remained close. Starting May 12, food retails outlets (takeaway and delivery only), home-based businesses (delivery only), retail laundry services, haircut services, and pet stores (pet supplies) can resume operations. And starting May 19, schools can conduct lessons face-to-face in small groups (priority given to groups like graduating cohorts).

Travel Advisories (new update/s)

- Laos: The new notice released by the Prime Minister states that inter-provincial travel remains prohibited with the exception of essential and emergency circumstances such as that necessitated by government officers, business owners, students, sick patients, deceased individuals, and commercial goods

transportation. Traditional, provincial, and international borders shall remain closed. The issuing of visas to individuals entering Laos from COVID-19 infected countries will continue to be suspended with the exception of expert and technical visas, and other foreign labor visas that are crucial for major projects.

- Malaysia: Even as the MCO is partially lifted, interstate travel (including to return to hometowns for the upcoming Aidilfitri celebration) is still not allowed.
- Myanmar: The Myanmar-Thailand was expected to re-open on 1 May to allow a second large influx of migrants (estimated 20,000 to 50,000 returns) from Thailand. The Myanmar Government requested to the Thai Government to only allow 2,500 returnees per day through the Myawaddy border gate; however, due to the extension of the Emergency Decree in Thailand until May 31, returnees are delayed for a few more days to allow necessary arrangements to be put in place by Thai authorities.
- Philippines: The Civil Aviation Authority of the Philippines (CAAP) issued a Notice to Airmen (NOTAM) suspending inbound international passenger and commercial flights to the Philippines for a week effective May 2. Outbound international commercial flights, with coordination and approval from the Inter-Agency Task Force for the Management of Emerging Infectious Diseases (IATF-EID) and the Department of Foreign Affairs, will be allowed. In addition, international flights wanting to land or depart must request for an exemption with the CAAP Operations Center at least 36 hours before the scheduled departure from the airport of origin. Department of Transportation (DOTr) announced on May 3 that major rail lines in Metro Manila will resume operations with limited passengers if the enhanced community quarantine is lifted on May 15.
- Thailand: Civil Aviation Authority of Thailand (CAAT) announced on May 3 that more airports have been given permission to operate special international flights from 7AM to 7PM each day. After domestic flights resumed on May 1 in most airports, except Suvarnabhumi, Don Mueang and U-Tapao, have remained closed to international flights. The CAAT order allows all international airports, including Krabi, Chiang Mai, Chiang Rai, Samui, Surat Thani, Hat Yai and Hua Hin, to handle special status international flights, such as those repatriating foreign nationals or flying home Thai citizens. Phuket International Airport will continue to be shut to the public until May 15 but will permit landings and takeoffs of overseas repatriation flights. However, scheduled, commercial flights to and from overseas destinations remain off-limits to international airports after the CAAT on April 27 extended the ban on them until the end of May in a sustained effort to contain COVID-19 spread.

Cases and Deaths as of 04 May 2020

- As of May 04 (2PM, GMT+8), worldwide, there were **3,497,988** confirmed cases, including **246,964** deaths. Globally, Case Fatality Ratio (CFR)* is **7.06**.
- In **China**, there were **84,394** confirmed cases with **4,643** deaths, including deaths in Hong Kong (4) and Taiwan (6). Confirmed cases in China include confirmed cases in Hong Kong (1,040), Macau (45), and Taiwan (432).
- **3,413,594 confirmed cases** of COVID-19 have been reported in **211 countries/states** (other than China, Hong Kong, Taiwan and Macau):

REGION	COUNTRY	FIRST CONFIRMED CASE(S)	LATEST CONFIRMED CASE(S)	CONFIRMED CASES/ (Deaths)	CASE FATALITY RATIO*
ASIA PACIFIC	Thailand	13 Jan 2020	03 May 2020	2,969 (54)	1.82
	Vietnam	23 Jan 2020	03 May 2020	271	
	Singapore	23 Jan 2020	03 May 2020	18,205 (17)	0.09
	Malaysia	25 Jan 2020	03 May 2020	6,298 (105)	1.67
	Cambodia	27 Jan 2020	12 Apr 2020	122	
	Philippines	30 Jan 2020	03 May 2020	9,223 (607)	6.58
	Indonesia	02 Mar 2020	03 May 2020	11,192 (845)	7.55
	Brunei	10 Mar 2020	24 Apr 2020	138 (1)	0.72
	Myanmar	23 Mar 2020	03 May 2020	155 (6)	3.87
	Lao PDR	24 Mar 2020	13 Apr 2020	19	
	Japan	16 Jan 2020	03 May 2020	15,281 (487)	3.19
	South Korea	20 Jan 2020	03 May 2020	10,793 (250)	2.32
	Nepal	24 Jan 2020	03 May 2020	75	
	Australia	25 Jan 2020	03 May 2020	6,801 (95)	1.40
	Sri Lanka	27 Jan 2020	03 May 2020	705 (7)	0.99
	India	30 Jan 2020	03 May 2020	42,490 (1,391)	3.27
	Afghanistan	24 Feb 2020	03 May 2020	2,704 (85)	3.14
	Pakistan	26 Feb 2020	03 May 2020	19,103 (440)	2.30
	New Zealand	28 Feb 2020	03 May 2020	1,487 (20)	1.34
	Bhutan	05 Mar 2020	23 Apr 2020	7	
	Maldives	07 Mar 2020	03 May 2020	527 (1)	0.19
	Bangladesh	08 Mar 2020	03 May 2020	9,455 (177)	1.87
	Mongolia	10 Mar 2020	02 May 2020	39	
	Turkey	10 Mar 2020	03 May 2020	124,375 (3,336)	2.68
	French Polynesia	12 Mar 2020	28 Apr 2020	58	
	Guam	15 Mar 2020	01 May 2020	146 (5)	3.42
	New Caledonia	17 Mar 2020	02 Apr 2020	18	
Fiji	18 Mar 2020	20 Apr 2020	18		
Papua New Guinea	21 Mar 2020	22 Apr 2020	8		
Timor Leste	21 Mar 2020	25 Apr 2020	24		
Northern Mariana Islands	28 Mar 2020	17 Apr 2020	14 (2)	14.29	
AMERICAS	USA	21 Jan 2020	03 May 2020	1,174,202 (68,088)	5.80
	Canada	25 Jan 2020	03 May 2020	59,357 (3,681))	6.20
	Brazil	26 Feb 2020	03 May 2020	97,100 (6,761)	6.96
	Mexico	28 Feb 2020	03 May 2020	22,088 (2,061)	9.33
	Saint Martin	01 Mar 2020	22 Apr 2020	38 (2)	5.26
	Ecuador	01 Mar 2020	03 May 2020	27,464 (1,371)	4.99
	Dominican Republic	01 Mar 2020	03 May 2020	7,578 (326)	4.30
	Chile	03 Mar 2020	03 May 2020	18,435 (247)	1.34

Argentina	03 Mar 2020	03 May 2020	4,681 (237)	5.06
Peru	05 Mar 2020	03 May 2020	42,534 (1,200)	2.82
Costa Rica	06 Mar 2020	03 May 2020	733 (6)	0.82
Colombia	06 Mar 2020	03 May 2020	7,285 (324)	4.45
French Guiana	06 Mar 2020	01 May 2020	128 (1)	0.78
Martinique	06 Mar 2020	01 May 2020	179 (14)	7.82
Paraguay	07 Mar 2020	03 May 2020	370 (10)	2.70
Panama	10 Mar 2020	03 May 2020	7,090 (197)	2.78
Bolivia	10 Mar 2020	03 May 2020	1,470 (71)	4.83
Honduras	11 Mar 2020	03 May 2020	1,010 (76)	7.52
Cuba	11 Mar 2020	03 May 2020	1,611 (66)	4.10
Guyana	11 Mar 2020	01 May 2020	82 (9)	10.98
Jamaica	12 Mar 2020	02 May 2020	432 (8)	1.85
St Vincent and the Grenadines	12 Mar 2020	30 Apr 2020	16	
Saint Lucia	13 Mar 2020	30 Apr 2020	17	
Trinidad and Tobago	13 Mar 2020	27 Apr 2020	116 (8)	6.90
Venezuela	13 Mar 2020	03 May 2020	345 (10)	2.90
Guatemala	13 Mar 2020	03 May 2020	688 (17)	2.47
Uruguay	13 Mar 2020	03 May 2020	652b(17)	2.61
Curacao	13 Mar 2020	25 Apr 2020	16 (1)	6.25
Puerto Rico	13 Mar 2020	02 May 2020	1,757 (95)	5.41
Suriname	13 Mar 2020	08 Apr 2020	10 (1)	10.00
Antigua and Barbuda	13 Mar 2020	02 May 2020	25 (3)	12.00
Guadeloupe	13 Mar 2020	01 May 2020	152 (12)	7.89
Cayman Islands	13 Mar 2020	02 May 2020	74 (1)	1.35
Aruba	14 Mar 2020	23 Apr 2020	100 (2)	2.00
Bahamas	15 Mar 2020	03 May 2020	83 (11)	13.25
US Virgin Islands	16 Mar 2020	01 May 2020	66 (4)	6.06
Sint Maarten	17 Mar 2020	01 May 2020	76 (13)	17.11
Montserrat	17 Mar 2020	25 Apr 2020	11 (1)	9.09
Barbados	17 Mar 2020	01 May 2020	81 (7)	8.64
El Salvador	18 Mar 2020	03 May 2020	490 (11)	2.24
Nicaragua	18 Mar 2020	01 May 2020	14 (3)	21.43
Bermuda	18 Mar 2020	01 May 2020	114 (6)	5.26
Haiti	19 Mar 2020	02 May 2020	85 (8)	9.41
Dominica	22 Mar 2020	11 Apr 2020	16	
Grenada	22 Mar 2020	03 May 2020	21	
Belize	23 Mar 2020	14 Apr 2020	18 (2)	11.11
Turks and Caicos Islands	23 Mar 2020	28 Apr 2020	12 (1)	8.33
Saint Kitts and Nevis	24 Mar 2020	20 Apr 2020	15	
British Virgin Islands	25 Mar 2020	26 Apr 2020	6 (1)	16.67
Anguilla	26 Mar 2020	03 Apr 2020	3	

	Caribbean Netherlands	01 Apr 2020	19 Apr 2020	5		
	Falkland Islands	03 Apr 2020	24 Apr 2020	13		
	Saint Pierre and Miquelon	05 Apr 2020	05 Apr 2020	1		
EUROPE	France	24 Jan 2020	03 May 2020	131,287 (24,895)	18.96	
	Germany	27 Jan 2020	03 May 2020	165,183 (6,812)	4.12	
	Finland	29 Jan 2020	03 May 2020	5,254 (230)	4.38	
	Italy	30 Jan 2020	03 May 2020	210,717 (28,884)	13.71	
	Russian Federation	31 Jan 2020	03 May 2020	134,687 (1,280)	0.95	
	Spain	31 Jan 2020	03 May 2020	247,122 (25,264)	10.22	
	Sweden	31 Jan 2020	03 May 2020	22,317 (2,679)	12.00	
		United Kingdom of Great Britain	31 Jan 2020	03 May 2020	186,599 (28,446)	15.24
		Belgium	05 Feb 2020	03 May 2020	49,906 (7,844)	15.72
		Switzerland	25 Feb 2020	03 May 2020	29,905 (1,762)	5.89
		Austria	25 Feb 2020	03 May 2020	15,597 (598)	3.83
		Croatia	25 Feb 2020	03 May 2020	2,096 (79)	3.77
		Norway	26 Feb 2020	03 May 2020	7,809 (211)	2.70
		Romania	26 Feb 2020	03 May 2020	13,163 (790)	6.00
		Estonia	26 Feb 2020	02 May 2020	1,669 (53)	3.18
		Georgia	26 Feb 2020	03 May 2020	589 (9)	1.53
		North Macedonia	26 Feb 2020	03 May 2020	1,511 (84)	5.56
		Greece	26 Feb 2020	03 May 2020	2,626 (144)	5.48
		Denmark	27 Feb 2020	03 May 2020	9,523 (484)	5.08
		San Marino	27 Feb 2020	03 May 2020	582 (41)	7.04
		Lithuania	27 Feb 2020	03 May 2020	1,410 (46)	3.26
		Netherlands	27 Feb 2020	03 May 2020	40,571 (5,056)	12.46
		Azerbaijan	27 Feb 2020	03 May 2020	1,894 (25)	1.32
		Belarus	28 Feb 2020	03 May 2020	16,705 (99)	0.59
		Iceland	28 Feb 2020	03 May 2020	1,799 (10)	0.56
		Ireland	28 Feb 2020	03 May 2020	21,176 (1,286)	6.07
		Monaco	29 Feb 2020	28 Apr 2020	95 (4)	4.21
		Czech Republic	01 Mar 2020	03 May 2020	7,755 (245)	3.16
		Luxembourg	01 Mar 2020	03 May 2020	3,824 (96)	2.51
		Armenia	01 Mar 2020	03 May 2020	2,386 (35)	1.47
		Latvia	02 Mar 2020	03 May 2020	879 (26)	2.96
		Portugal	02 Mar 2020	03 May 2020	25,282 (1,043)	4.13
		Andorra	02 Mar 2020	03 May 2020	747 (44)	5.89
		Liechtenstein	03 Mar 2020	27 Apr 2020	82 (1)	1.22
		Ukraine	03 Mar 2020	03 May 2020	11,913 (288)	2.42
		Slovenia	04 Mar 2020	02 May 2020	1,439 (94)	6.53
	Hungary	04 Mar 2020	03 May 2020	2,998 (340)	11.34	
	Poland	04 Mar 2020	03 May 2020	13,693 (678)	4.95	
	Faroe Islands	04 Mar 2020	23 Apr 2020	187		

	Bosnia and Herzegovina	05 Mar 2020	03 May 2020	1,857 (77)	4.15
	Gibraltar	05 Mar 2020	01 May 2020	144	
	Slovakia	06 Mar 2020	03 May 2020	1,408 (24)	1.70
	Serbia	06 Mar 2020	03 May 2020	9,464 (193)	2.04
	Vatican City	06 Mar 2020	01 May 2020	11	
	Malta	07 Mar 2020	03 May 2020	477 (4)	0.84
	Moldova	07 Mar 2020	03 May 2020	4,151 (125)	3.01
	Bulgaria	08 Mar 2020	03 May 2020	1,611 (72)	4.47
	Albania	09 Mar 2020	03 May 2020	795 (31)	3.90
	Cyprus	09 Mar 2020	03 May 2020	864 (15)	1.74
	Channel Islands	09 Mar 2020	03 May 2020	543 (41)	7.55
	Jersey	10 Mar 2020	05 Apr 2020	126 (3)	2.38
	Kazakhstan	13 Mar 2020	03 May 2020	3,913 (27)	0.69
	Kosovo	13 Mar 2020	03 May 2020	823 (22)	2.67
	Uzbekistan	15 Mar 2020	03 May 2020	2,127 (9)	0.42
	Greenland	16 Mar 2020	05 Apr 2020	11	
	Montenegro	17 Mar 2020	29 Apr 2020	322 (7)	2.17
	Kyrgyzstan	18 Mar 2020	03 May 2020	795 (10)	1.26
	Isle of Man	19 Mar 2020	03 May 2020	321 (22)	6.85
	Tajikistan	30 Apr 2020	03 May 2020	76	
MIDDLE EAST	UAE	29 Jan 2020	03 May 2020	14,163 (126)	0.89
	Iran	19 Feb 2020	03 May 2020	97,424 (6,203)	6.37
	Israel	21 Feb 2020	03 May 2020	16,193 (230)	1.42
	Lebanon	21 Feb 2020	03 May 2020	737 (25)	3.39
	Kuwait	24 Feb 2020	03 May 2020	4,983 (38)	0.76
	Oman	24 Feb 2020	03 May 2020	2,568 (12)	0.47
	Bahrain	24 Feb 2020	03 May 2020	3,356 (8)	0.24
	Iraq	24 Feb 2020	03 May 2020	2,219 (95)	4.28
	Qatar	29 Feb 2020	03 May 2020	15,551 (12)	0.08
	Saudi Arabia	02 Mar 2020	03 May 2020	27,011 (184)	0.68
	Jordan	02 Mar 2020	03 May 2020	460 (9)	1.96
	Palestine	05 Mar 2020	03 May 2020	522 (2)	0.38
	Syria	22 Mar 2020	02 May 2020	44 (3)	6.82
	Yemen	10 Apr 2020	03 May 2020	10 (2)	20.00
AFRICA	Egypt	14 Feb 2020	03 May 2020	6,193 (415)	6.70
	Algeria	25 Feb 2020	03 May 2020	4,295 (459)	10.69
	Nigeria	28 Feb 2020	03 May 2020	2,388 (85)	3.56
	Tunisia	02 Mar 2020	03 May 2020	1,009 (42)	4.16
	Morocco	02 Mar 2020	03 May 2020	4,880 (174)	3.57
	Senegal	02 Mar 2020	03 May 2020	1,182 (9)	0.76
	South Africa	05 Mar 2020	03 May 2020	6,336 (123)	1.94
	Cameroon	06 Mar 2020	03 May 2020	2,077 (64)	3.08
	Togo	06 Mar 2020	02 May 2020	123 (9)	7.32
	Burkina Faso	09 Mar 2020	03 May 2020	652 (44)	6.75
	Democratic Republic of Congo	10 Mar 2020	03 May 2020	674 (33)	4.90
	Ivory Coast	11 Mar 2020	03 May 2020	1,362 (15)	1.10
	Reunion	11 Mar 2020	03 May 2020	423	
	Ghana	13 Mar 2020	02 May 2020	2,169 (18)	0.83
	Guinea	13 Mar 2020	03 May 2020	1,586 (7)	0.44
	Gabon	13 Mar 2020	03 May 2020	335 (3)	0.90

Sudan	13 Mar 2020	03 May 2020	592 (41)	6.93
Kenya	13 Mar 2020	03 May 2020	465 (24)	5.16
Ethiopia	13 Mar 2020	03 May 2020	135 (3)	2.22
Central African Republic	14 Mar 2020	02 May 2020	72	
Seychelles	14 Mar 2020	06 Apr 2020	11	
Rwanda	14 Mar 2020	03 May 2020	255	
Namibia	14 Mar 2020	05 Apr 2020	16	
Swaziland	14 Mar 2020	03 May 2020	112 (1)	0.89
Mauritania	14 Mar 2020	29 Apr 2020	8 (1)	12.50
Mayotte	14 Mar 2020	30 Apr 2020	539 (4)	0.74
Equatorial Guinea	15 Mar 2020	29 Apr 2020	315 (1)	0.32
Republic of Congo	15 Mar 2020	02 May 2020	229 (9)	3.93
Benin	16 Mar 2020	02 May 2020	90 (2)	2.22
Liberia	16 Mar 2020	03 May 2020	154 (18)	11.69
Tanzania	16 Mar 2020	29 Apr 2020	480 (16)	3.33
Somalia	16 Mar 2020	03 May 2020	671 (31)	4.62
Gambia	17 Mar 2020	01 May 2020	12 (1)	8.33
Zambia	17 Mar 2020	02 May 2020	119 (3)	2.52
Mauritius	18 Mar 2020	02 May 2020	332 (10)**	3.01
Djibouti	18 Mar 2020	02 May 2020	1,112 (2)	0.18
Niger	19 Mar 2020	03 May 2020	736 (35)	4.76
Chad	19 Mar 2020	03 May 2020	117 (10)	8.55
Zimbabwe	20 Mar 2020	03 May 2020	36 (4)**	11.11
Cape Verde	20 Mar 2020	03 May 2020	152 (2)	1.32
Madagascar	20 Mar 2020	03 May 2020	149	
Uganda	21 Mar 2020	02 May 2020	85	
Eritrea	21 Mar 2020	19 Apr 2020	39	
Angola	21 Mar 2020	03 May 2020	35 (2)	5.71
Mozambique	22 Mar 2020	02 May 2020	79	0.00
Libya	24 Mar 2020	02 May 2020	63 (3)	4.76
Guinea-Bissau	25 Mar 2020	02 May 2020	257 (1)	0.39
Mali	25 Mar 2020	03 May 2020	544 (26)	4.78
Botswana	30 Mar 2020	29 Apr 2020	23 (1)	4.35
Sierra Leone	31 Mar 2020	03 May 2020	157 (8)	5.10
Burundi	31 Mar 2020	22 Apr 2020	11 (1)	9.09
Malawi	02 Apr 2020	03 May 2020	39 (3)	7.69
South Sudan	05 Apr 2020	03 May 2020	46	
Sao Tome and Principe	06 Apr 2020	01 May 2020	16	
			3,413,594	
			(242,321)	

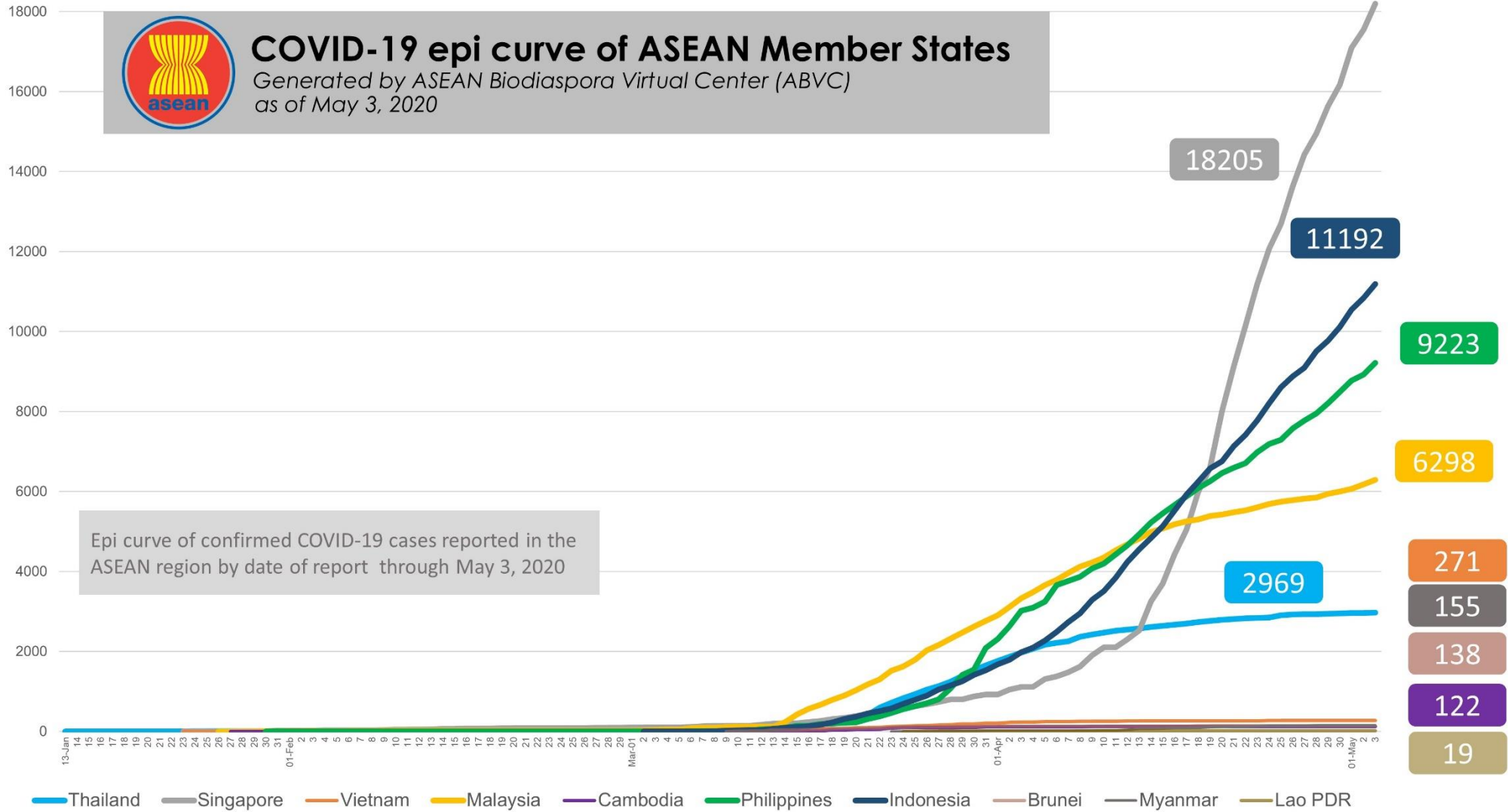
*The calculated CFR is based on reported deaths and reported case counts, and does not account for recovered cases over time or rate of testing in a particular region.

**Corrected and adjusted from last report

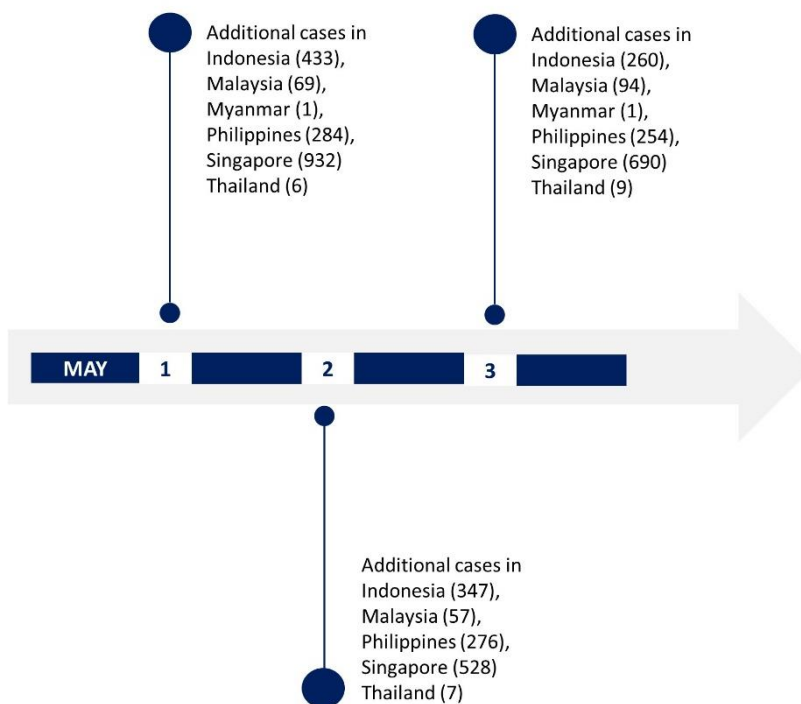


COVID-19 epi curve of ASEAN Member States

Generated by ASEAN Biodiaspora Virtual Center (ABVC)
as of May 3, 2020



Timeline of COVID-19: ASEAN (continuation)



Transmission Category of COVID-19 Affected Countries

BlueDot has classified countries worldwide into categories based on the observed rate of COVID-19 transmission using data generated by BlueDot's global epidemic surveillance system, as of 9:00AM EST on 1 May 2020. To contextualize each country's current situation, BlueDot calculated: (1) each country's rate of change for COVID-19 case reports over 7 days, (2) case fatality ratios (CFR) for each country, (3) each country's COVID-19 case burden, per 1,000 population and (4) each country's case doubling time (in days). We also utilized the Infectious Disease Vulnerability Index as a measure of each country's public health capacity to detect, respond, and/or control a COVID-19 outbreak.

The following report includes the following figures and table:

Map 1: Map depicting countries by the corresponding COVID-19 transmission category, as defined below.

Map 2: Map depicting the total number of COVID-19 cases reported per 1,000 population at a national level since the beginning of the pandemic. This case count includes active cases, resolved cases, and fatalities.

Table: Summary of country categorizations, IDVI value, and COVID-19 cases per 1,000 population

- A** **Countries reporting <100 cases and a slowly increasing rate of COVID-19 transmission**
 - These countries have reported <100 cases of COVID-19, a CFR $\leq 4\%$, and have a favorable IDVI suggesting adequate capacity to detect, respond, and/or control an epidemic.
 - Interpretation: These countries may be in an early phase of the epidemic, with limited community-based transmission.
- B** **Countries reporting a steadily increasing OR stabilizing rate of COVID-19 transmission**
 - These countries have reported ≥ 100 cases of COVID-19 and have a steadily increasing OR stabilizing rate of COVID-19 transmission (i.e. the number of new cases reported each day is consistent, or increasing at a low rate).
 - Interpretation: These countries may be in an early stage of the epidemic with either steadily increasing community-based transmission, OR demonstrating early evidence of effective epidemic control measures, OR have incomplete testing/reporting.

- C Countries reporting a rapidly increasing rate of COVID-19 transmission**
 - These countries have reported ≥ 100 cases of COVID-19 and have a rapidly accelerating rate of COVID-19 transmission.
 - Interpretation: These countries may be in the most aggressive stages of the epidemic and are experiencing widespread community-based transmission and likely have sufficient testing capacity.
- D Countries reported a negative rate of COVID-19 transmission**
 - These countries have reported ≥ 100 cases of COVID-19 and have a decelerating rate of COVID-19 transmission.
 - Interpretation: These countries may be in the mid- or later stages of the epidemic, with a negative rate of transmission (i.e. fewer new cases reported each day) due to robust and effective control measures.
- E Countries where insufficient information is available on COVID-19 transmission**
 - These countries have not reported imported or local cases of COVID-19

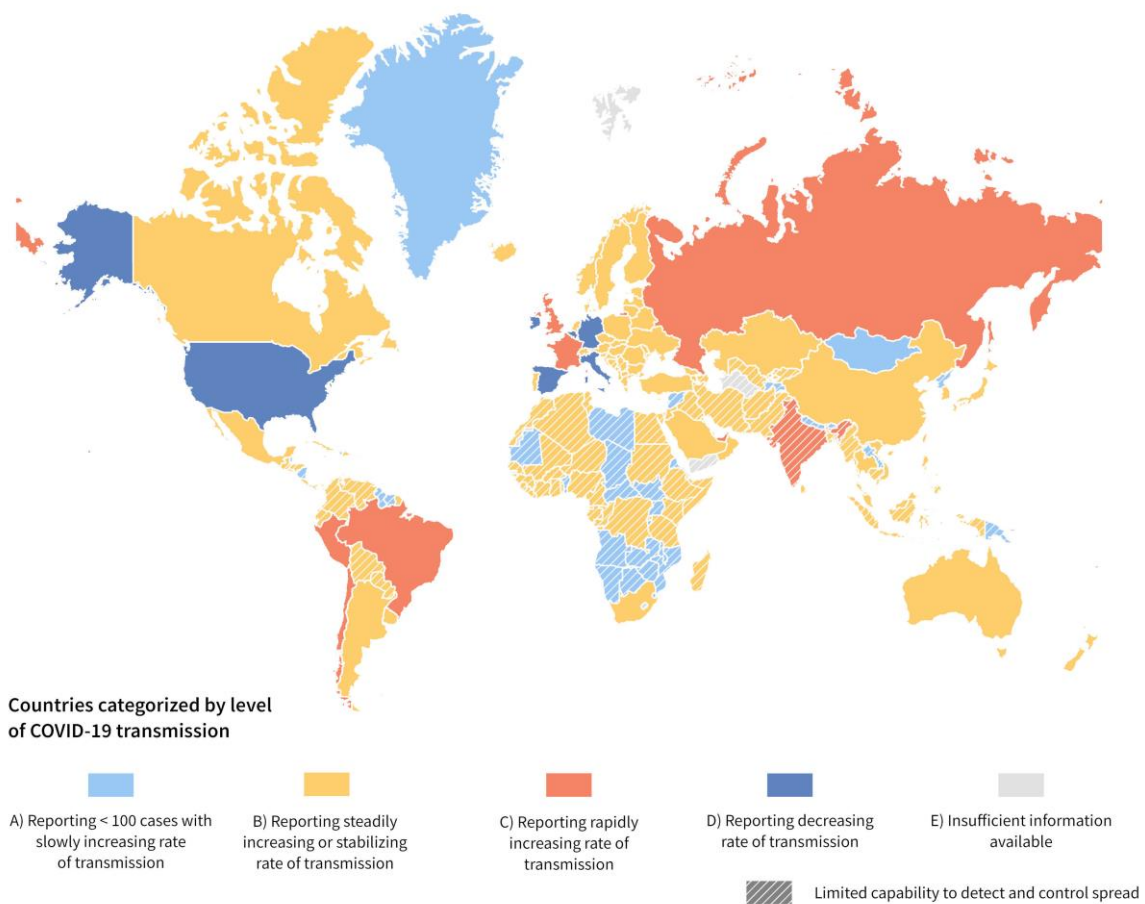
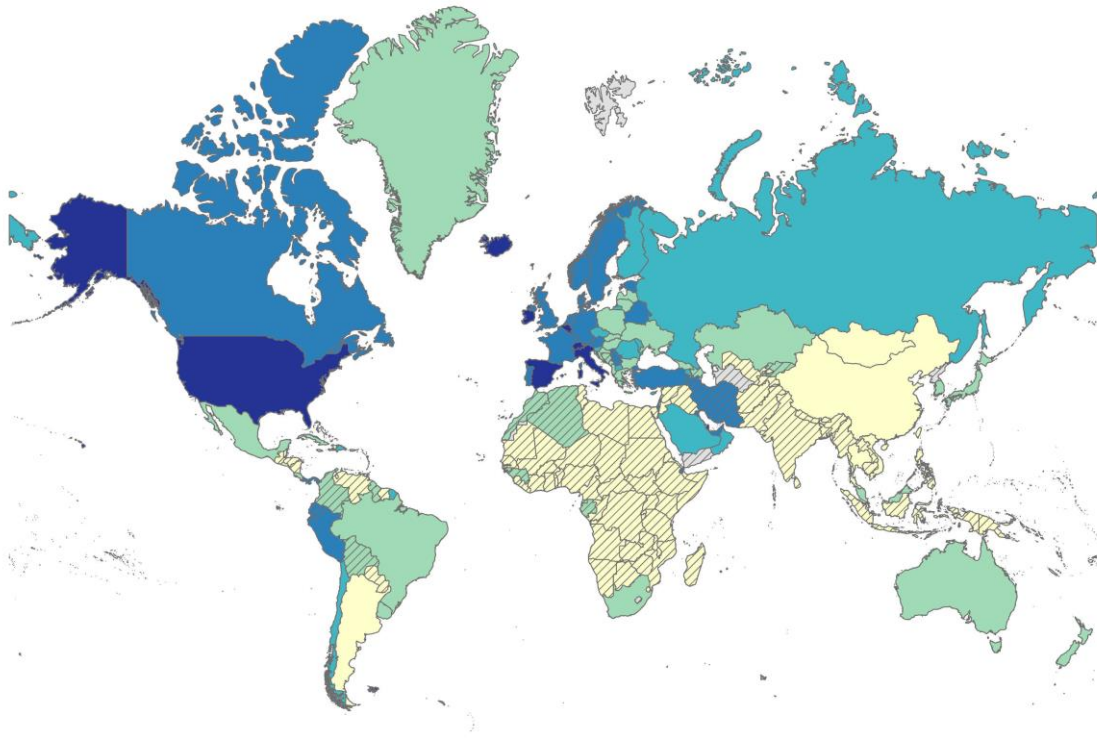


Figure 1. Map depicting countries by the corresponding COVID-19 transmission category



Reported cases per 1,000 population



Figure 2. Map depicting the total number of COVID-19 cases reported per 1,000 population at a national level since the beginning of the pandemic. This include active cases, resolved cases, and fatalities

Table 1. Summary of ASEAN Member States' country categorization, IDVI value, and COVID-19 cases per 1,000 population as of 1 May 2020

Country	COVID-19 Category As of April 3 ¹	COVID-19 Category As of April 7 ¹	COVID-19 Category As of April 9 ¹	COVID-19 Category As of April 15 ¹	COVID-19 Category As of April 17 ¹	COVID-19 Category As of April 21 ¹	COVID-19 Category As of April 24 ¹	COVID-19 Category As of April 28 ¹	COVID-19 Category As of May 1 ¹	IDVI Score	Doubling Time (days) ⁴	Confirmed COVID-19 cases per 1,000 Population
Brunei	B	B	B	B	B	B	B	B	B	0.763	37	0.349
Cambodia	B	B	B	B	B	B	B	B	B	0.355	21	0.008
Indonesia	B	B	B	B	B	B	B	B	B	0.563	16	0.042
Laos	E	E	A	A	A	A	A	A	A	0.355	13	0.003
Malaysia	B	B	B	B	B	B	B	B	B	0.761	29	0.212
Myanmar	E	E	A	A	A	B	B	B	B	0.448	14	0.003
Philippines	D	B	B	B	B	B	B	B	B	0.545	20	0.085
Singapore	B	B	B	C	C	C	B	B	D	0.878	10	4.557
Thailand	B	B	B	B	B	B	B	B	B	0.711	32	0.044
Vietnam	B	B	B	B	B	B	B	B	B	0.626	31	0.003

(refer to additional file for country categorization globally)

* Categorized based on suspected cases of COVID-19. Confirmed COVID-19 cases count & cases per 1,000 population unavailable.

¹ Categorization determined based on the 7-day rate-of-change in new case reports.

² Doubling time is calculated retrospectively based on cumulative case reports as of May 1, 2020 at 9:00AM EST.

