

# ASEAN

## Economic Community at a Glance



### ASEAN ECONOMY

A Highly Competitive Economic Region

With an average annual real growth rate of **5.3%**, between 2007 and 2015, collectively ASEAN economy was the **6th largest in the world** and the **3rd largest in Asia** in 2015.



### ASEAN INVESTMENT

A Preferred Investment Destination

In 2015, ASEAN attracted **US\$ 121 billion** of FDI with **intra-ASEAN** constituting the **largest share** of inflows.



### ASEAN TRADE

A More Integrated Market

Total trade increased by **US\$ 700 billion** between 2007 and 2015, with **intra-ASEAN** trade comprising **the largest share** of ASEAN's total trade.



### ASEAN PEOPLE

A Dynamic and Vibrant Community

In 2015, ASEAN was the **3rd** largest by population with **more than half** under the age of 30 and **47.7%** living in urban areas.



one vision  
one identity  
one community



# ASEAN Economic Community at a Glance



one vision  
one identity  
one community

The Association of Southeast Asian Nations (ASEAN) was established on 8 August 1967. The Member States of the Association are Brunei Darussalam, Cambodia, Indonesia, Lao PDR, Malaysia, Myanmar, Philippines, Singapore, Thailand and Viet Nam. The ASEAN Secretariat is based in Jakarta, Indonesia.

For inquiries, contact:  
The ASEAN Secretariat  
Community Relation Division and ASEANstats  
70A Jalan Sisingamangaraja  
Jakarta 12110  
Indonesia  
Phone : (62 21) 724-3372, 726-2991  
Fax : (62 21) 739-8234, 724-3504  
E-mail : public@asean.org; stats@asean.org

Catalogue-in-Publication Data  
ASEAN Economic Community At A Glance 2007-2015  
Jakarta: ASEAN Secretariat, Agustus 2016

337.159  
1. ASEAN – Economic Integration - Economy  
2. Population - Trade - Investment

ASEAN: A Community of Opportunities

◦ First published: November 2015  
◦ 2nd Reprint : December 2015  
◦ 3rd Reprint : August 2016  
◦ 4th Reprint : November 2016

General information on ASEAN appears online at the ASEAN Website: [www.asean.org](http://www.asean.org)  
The text of this publication may be freely quoted or reprinted, provided proper acknowledgement is given and a copy containing the reprinted material is sent to the Public Outreach and Civil Society Division of the ASEAN Secretariat, Jakarta

Copyright Association of Southeast Asian Nations (ASEAN) 2016.  
All rights reserved



## AEC TIMELINE

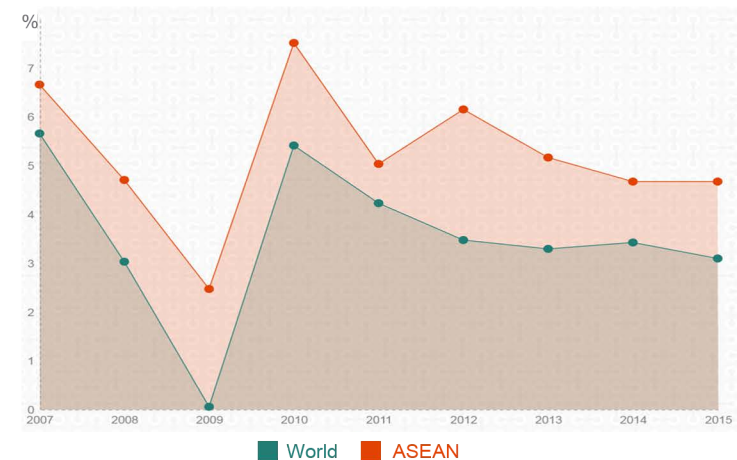


## AEC BLUEPRINT 2025



## ASEAN ECONOMY

With an average annual real growth rate of **5.3%** between 2007-2015, ASEAN has consistently outperformed global growth.



At US\$ 2.4 trillion, ASEAN economy in 2015 was

the **6<sup>th</sup> largest in the world** & the **3<sup>rd</sup> largest in Asia**.



Source : ASEAN Secretariat and WEO - IMF



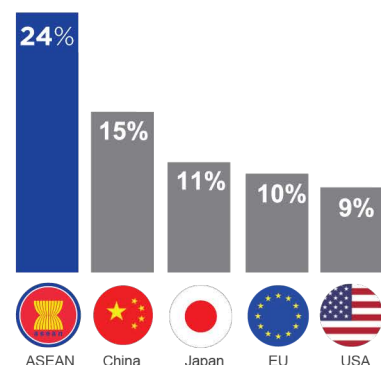
## ASEAN TRADE

### Total ASEAN Trade



Despite the moderation in global trade growth, total ASEAN trade grew by **US\$ 700 billion** between 2007 and 2015.

### Major Trading Partners



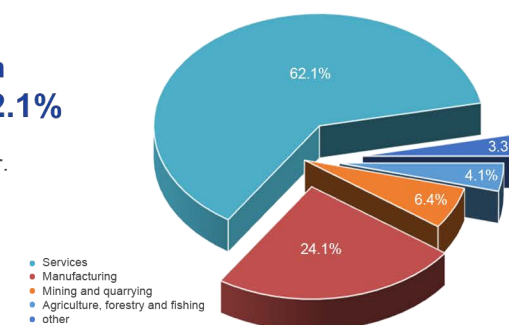
**Intra-ASEAN** trade comprised the **largest share** of ASEAN's total trade by partner in 2015.



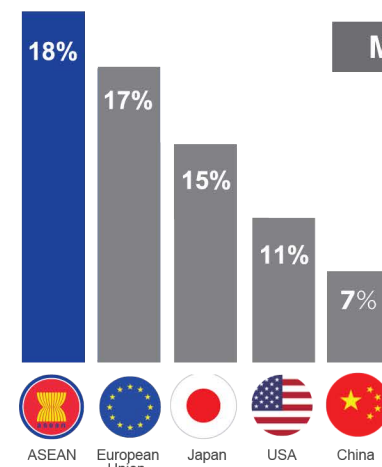
## ASEAN INVESTMENT

### Total FDI and by Sector

ASEAN attracted **US\$121 billion** of FDI in 2015, **62.1%** of which were in the services sector.



### Major Sources of FDI



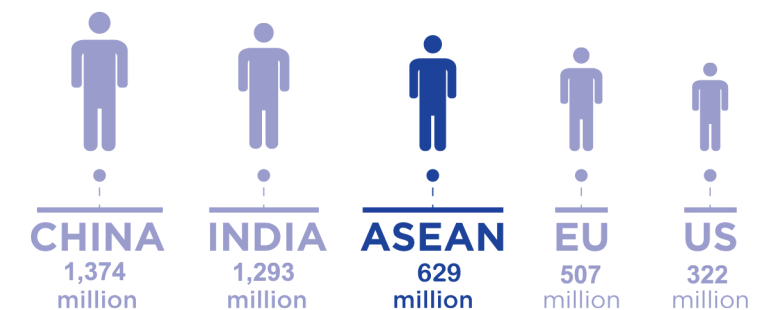
**Intra-ASEAN** was the **highest source** of FDI in 2015.



## ASEAN PEOPLE

Collectively, ASEAN population was the

**3<sup>rd</sup> largest in the world** in 2015.



**More than half** of the population were **below 30 years** of age



and **47.7%** lived in **urban areas**.

Source: ASEAN Secretariat

Source: ASEAN Secretariat

Source : ASEAN Secretariat and UN Population Division