



# First ASEAN Youth Development Index



The Association of Southeast Asian Nations (ASEAN) was established on 8 August 1967. The Member States of the Association are Brunei Darussalam, Cambodia, Indonesia, Lao PDR, Malaysia, Myanmar, Philippines, Singapore, Thailand and Viet Nam. The ASEAN Secretariat is based in Jakarta, Indonesia.

For inquiries, contact:

The ASEAN Secretariat  
Public Outreach and Civil Society Division  
70A Jalan Sisingamangaraja  
Jakarta 12110  
Indonesia  
Phone : (62 21) 724-3372, 726-2991  
Fax : (62 21) 739-8234, 724-3504  
E-mail : public@asean.org

Catalogue-in-Publication Data  
First ASEAN Youth Development Index  
Jakarta: ASEAN Secretariat, July 2017

General information on ASEAN appears online at the ASEAN Website: [www.asean.org](http://www.asean.org)  
The text of this publication may be freely quoted or reprinted, provided proper acknowledgement is given and a copy containing the reprinted material is sent to Public Outreach and Civil Society Division of the ASEAN Secretariat, Jakarta

Copyright Association of Southeast Asian Nations (ASEAN) 2017.  
All rights reserved

# Executive Summary

Youth is an important section of the population in any country and are in need of attention as they are both our current and future leaders and the catalyst for economic, social and cultural development. In order to facilitate effective youth development, there is a need for more evidence-based policies on youth development. This is where the Youth Development Index (YDI) becomes important as the basis for formulating related policies and programmes on youth development both at ASEAN and AMS levels. ASEAN, as part of its commitment to youth development, began its preparation of the ASEAN YDI in 2016. A number of meetings and workshops were held in 2015 and 2016 to discuss and obtain an agreement on the preparation of the ASEAN YDI (twice in Cambodia and twice in Indonesia). This Report reflects the development of an overall framework and presents the first iteration of the ASEAN YDI incorporating internationally available data from credible sources.

ASEAN Member States (AMS) agreed on an age range of population categorized as youth which are between 15 - 35 years for the purpose of the ASEAN YDI. There are five domains and indicators identified as important for the ASEAN YDI, namely: Education; Health and Wellbeing; Employment and Opportunity; Participation and Engagement; and, ASEAN Awareness, Values and Identity. Of these five domains, the first four and their associated indicators

have been used for this iteration of the ASEAN YDI 2016. The remaining domain on ASEAN Awareness, Values and Identity is to be included in future YDIs when data is agreed upon and available.

One of the strongest stories being delivered by the results of the 2016 ASEAN YDI is that Education has improved markedly across the region from 2011 to 2015. It also highlights that Employment and Opportunity is an area in need of future youth policy development.

Where possible, data for inclusion in the Index was obtained from credible international sources. Country data and imputations have been used where information was not available. However, this may not accurately or comparably capture the true picture for youth in those indicators. Future improved data at the country level will make for more accurate YDIs which in turn will give a clearer picture of the trajectory of youth development in the region. This first iteration of the ASEAN YDI seeks to be a starting point giving an overview of youth development in the region. More effort is required to develop better quality data for the ASEAN YDI which will reflect the situation of youth and enable evidence-based public policy, to improve both implementation and performance of youth development in ASEAN and AMS levels.

# Foreword

Since the early years of the establishment of ASEAN, our Leaders have always heralded the importance of young people in ASEAN's agenda. The recent focus for a truly people-oriented and people-centred ASEAN Community has provided opportunities for greater participation and role of the youth in promoting and deepening ASEAN integration. This has also raised awareness on the importance of developing the youth to better prepare them to become the leaders of the region.

Over the years, the ASEAN youth have become more aware and more involved in building and promoting the ASEAN Community, thanks to the efforts of ASEAN Member States to develop them through various interventions at the regional and national levels. Moreover, other initiatives have also been launched and implemented by ASEAN in cooperation with Dialogue Partners and other youth-oriented organisations. Among others, these include student and youth exchanges, youth leadership programmes, and youth volunteerism opportunities.

These initiatives have paved the way for a more coordinated development and involvement of youth in the implementation of ASEAN programmes and projects such as those under the ASEAN Work Plan on Youth 2016-2020 under the ASEAN SOMY.

Consequently, the development of the First ASEAN YDI provides us an even greater and informed ability to plan and develop relevant and timely policies and interventions for our young people in the region. The First YDI Report offers us a picture of our achievements as well as shows us important signposts indicating areas that need further work on. For example, the report shows significant achievements in education but a need for greater focus on employment.

The ASEAN YDI helps the ASEAN Member States and the ASEAN Secretariat assess the effectiveness of policies and programmes concerning youth in ASEAN. The first ever YDI in ASEAN, this initiative will help profile the youth of ASEAN and determine specific areas that need greater attention and further development and investment.

Indeed, the ASEAN YDI serves as a useful reference for planning and policy-making on youth development in ASEAN. I believe this exercise

should become a regular feature of the work of ASEAN especially in the Youth Sector. To this end, I urge all relevant parties to support ASEAN in our work through the ASEAN YDI and in our overall objective of developing our young people, the future of ASEAN.



**LE LUONG MINH**  
Secretary-General of ASEAN

# Acknowledgements

The ASEAN Senior Officials Meeting on Youth (SOMY) led the process of the development of the ASEAN Youth Development Index through the appointment of an ASEAN Youth Development Index Task Force. Focal Points from the ASEAN Member States actively participated in workshops for the identification of dimensions and indicators of ASEAN Youth Development Index (YDI).

The Education, Youth and Sports Division (EYSD) of the ASEAN Secretariat supported the process. The report was prepared by Helmi (Andalas

University, Padang, Indonesia) and Gemma Wood (Numbers and People Synergy, Australia). Funding for this work was provided by the United Nations Population Fund (UNFPA).

The findings, interpretations and conclusions presented in this document may include views or recommendations from third parties, which do not necessarily reflect the views of the individual consultants.



# Contents

Executive Summary	3	METHODOLOGY	54
Acknowledgements	6	Future considerations to strengthen the YDI	57
INTRODUCTION	8	Comparison of ASEAN YDI	
ASEAN YDI 2016: THE PICTURE		with Commonwealth Global YDI	58
OF YOUTH DEVELOPMENT IN ASEAN	14	ASEAN Awareness, Values and Identity	60
The Four Domains of the First ASEAN Youth		Gender and Inclusion	62
Development Index	15	Youth Dividend, Migration and Urbanisation	63
Domain 1: Education	16	CONCLUSION	71
Domain 2: Health and Wellbeing	18	References	72
Domain 3: Employment and Opportunity	20		
Domain 4: Participation and Engagement	22	Annex 1: ASEAN Community Blueprints	
RESULTS	27	and the Core Elements Related	
General Trends	31	to Youth Development	74
Brunei Darussalam	34	Annex 2: The Vision and Sub	
Cambodia	36	Goals/Priorities of the ASEAN Work Plan	
Indonesia	38	on Youth 2016-2020	79
Lao PDR	40	Annex 3: Review of Youth Policies	
Malaysia	42	of the ASEAN Member States	80
Myanmar	44	Annex 4: List of ASEAN Senior Officials	
The Philippines	46	Meeting on Youth (SOMY) Leaders	
Singapore	48	and Focal Points	86
Thailand	50	Annex 5: The ASEAN Youth	
Viet Nam	52	Development Index (YDI) Taskforce	89

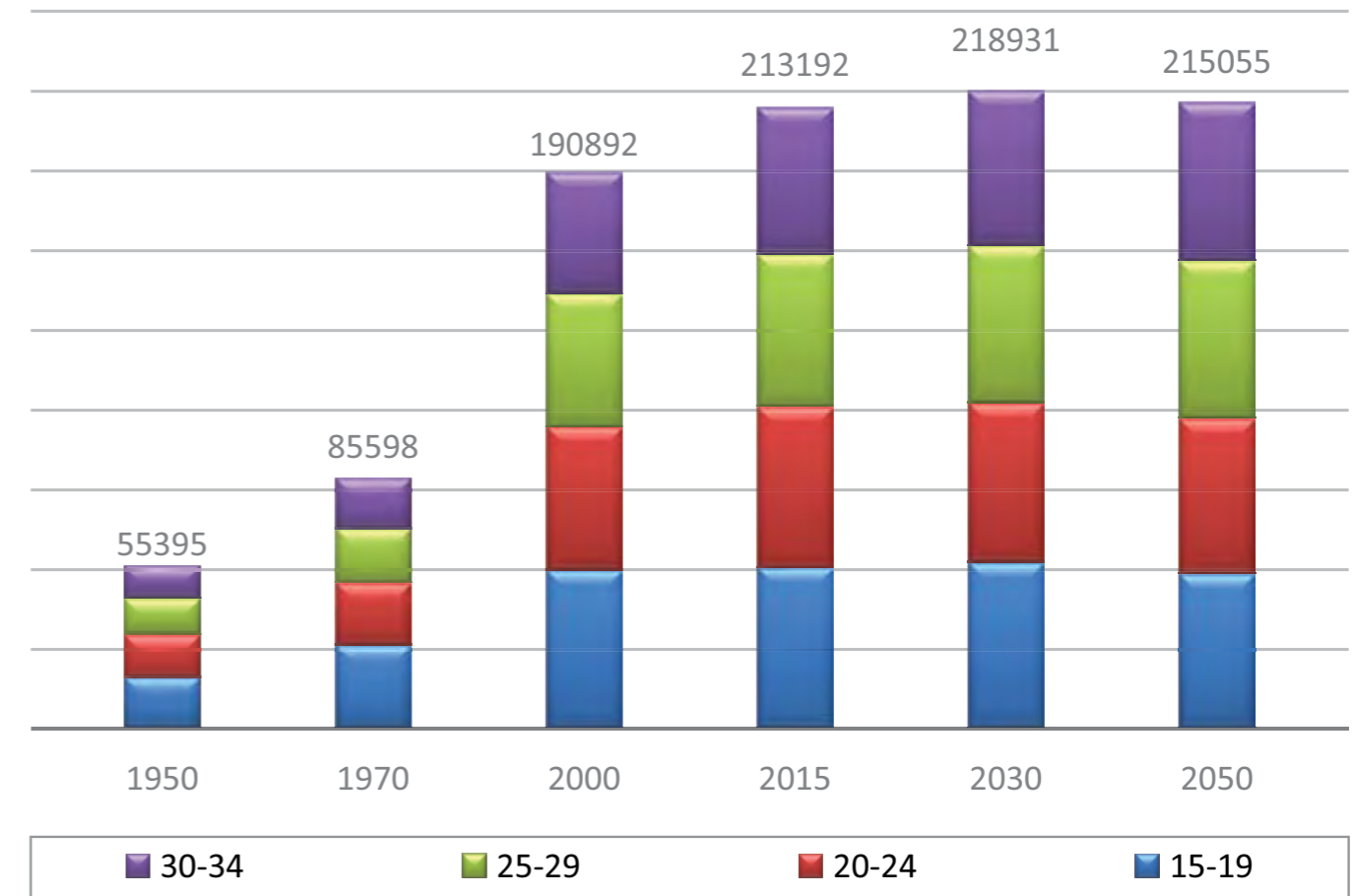


# INTRODUCTION

One of the important aims of development is the transformation towards positive progress. Public policy is a major instrument in achieving this goal. In order to be responsive to the needs and problems faced in fostering development, a public policy has to be based on the evidence and understanding of what has been done and achieved, and on what areas require more targeted efforts and resources.

There are currently 213 million youth (15-34 years) in ASEAN countries, constituting the largest ever cohort of ASEAN youth. The peak population of just over 220 million is expected in 2038. Youth is an important sector of the population where attention needs to be focussed as they are also leaders and the catalysts for economic, social, and cultural development. Therefore, there is a need for a more evidence-based policy on youth development. This is where the YDI becomes important as the basis for formulating and evaluating related policies and programmes on youth development both at ASEAN and AMS levels.

Figure 1. ASEAN Youth Population 15-34 (thousands)



Source: UN DESA 2017

ASEAN aims for people to enjoy human rights and fundamental freedoms, a higher quality of life and the benefits of community building, to reinforce the sense of togetherness and common identity. The ASEAN Socio-Cultural Community (ASCC) 2025 vision is for an ASEAN Community that engages and benefits the peoples and is inclusive, sustainable, resilient, and dynamic. It aims to realise an inclusive community that promotes high quality of life, equitable access to opportunities for all and promotes and protects human rights of all including the youth.

After the realisation of the ASEAN Community on 1 January 2016, ASEAN starts another chapter of cooperation and launched the ASEAN Vision 2025:

Forging Ahead Together. The ASEAN Vision 2025 consists of three blueprints: political security, economic, and socio-cultural, all of which have a strong focus on youth development. The core elements in the three blueprints which directly or indirectly relate to youth development are outlined in Annex 1.

In support of this, the ASEAN Senior Officials Meeting on Youth (SOMY) developed the ASEAN Work Plan on Youth 2016-2020 and included the development of the ASEAN Youth Development Index as a priority. The development of ASEAN YDI has the objective of evaluating the outcomes and effectiveness of youth programmes in ASEAN, and to assist AMS in planning new interventions for the youth.

Table 1. Selected key development indicators of ASEAN 2016.

No	Data and Indicator.	Value
1	Total population (million)	628.9
2	Population as % of world population.	8.7
3	GDP per capita (US\$).	3,866.8
4	Youth 15 – 34 years (000).	213192
5	Below National Poverty Line (%), 2013 figure.	25.2 - 1.7
6	Unemployment rate (%).	0.5 - 6.9
7	Access to safe drinking water (%).	44.0 - 100.0
8	Access to improved sanitation (%).	51.0 - 100.0
9	Internet subscriber per 100 persons.	18.2 - 82.1
10	Cellular phone per 100 persons.	53.1 - 146.1

Source: ASEC (2016), UN DESA (2017).

ASEAN demonstrated its commitment to developing an ASEAN Youth Development Index by staging workshops throughout 2015 and 2016 to discuss and successfully obtain agreement on the preparation of the ASEAN YDI (twice in Cambodia and twice in Indonesia). The process included a review of global YDIs, Member States' national YDIs and proposed indicators for the Sustainable Development Goals, followed by a review of the availability of comparable quality data across ASEAN. Further details on the methodology are included on page 54.

This first iteration of the ASEAN YDI seeks to be a starting point, giving an overview of youth development in the region. More effort is required to develop better quality data for the ASEAN YDI which will reflect the current youth development status and enable evidence-based public policy. This will result in an improvement of both implementation and performance of youth development at ASEAN and ASEAN Member States (AMS) levels. Several Member States including Brunei Darussalam, Malaysia and The Philippines have already developed national YDIs and other Member States, aware of the importance of the YDI, have begun their own national process of producing YDIs.



Adopting a standardised definition of youth is complex as there is no definition which is universally recognised (Global YDI Report, 2016). The complexity comes from the different aspects and issues involved in the transition stages of young people's development from adolescence to adulthood. The UN definition of youth is 15-24 years and the Commonwealth Global Youth Development Index definition is 15-29 years. In the context of ASEAN Member States (AMS) the age ranges of youth are defined in the law and regulations which exist in each country. Overall the youth age ranges in AMS are between 15 – 35 years, and this will be used as reference for this ASEAN YDI report as agreed upon by the ASEAN YDI Task Force. It should be noted, however, that the age ranges available for the indicators do not align with this definition. Should further disaggregation by age become available in the future this may improve the accuracy of the picture provided of youth in the region by the YDI.

Through the consultation phase of the ASEAN YDI it became clear that there is both commitment to a regional YDI as well as a desire to have localised national YDIs. National YDIs can include more detailed indicators specifically addressing individual country issues which are important for national progress in youth development. This Report also acts as a platform for the youth's voice with contributions made at meetings of the ASEAN Youth Forum included in text boxes throughout the Report.

# “No Youth Should Be Left Behind”:

by ASEAN Youth Forum

The ASEAN Youth Forum (AYF) has been the bedrock of empowerment and engagement towards a people-oriented, people-centred and youth-driven ASEAN Community. In the last eight years, the AYF was held in Thailand (2009), Viet Nam (2010), Indonesia (2011), Cambodia (2012), Brunei Darussalam (2013), Myanmar (2014),

Malaysia (2015) and Cambodia (2016). It allows young leaders from all ASEAN countries to discuss issues, have dialogue with various stakeholders and define their potential future with respect to the issues and realities they are facing and may face in the future.

ASEAN Youth Forum has committed itself to upholding meaningful youth participation in the following:

1. Realising action-based activities on youth issues at the national, sub-regional and regional levels

2. Engaging key participants including civil society, youth-relevant bodies at the national, regional, and international level through meaningful dialogues and activities

3. Expanding influences with other significant groups in ASEAN and beyond

4. Strengthening capacity of this body/organization/network and other related groups in the region

5. Bringing the youth in the region to take part in the movement towards ASEAN Community 2015

The AYF believes that the pursuance of the Youth Development Index, initiated by the ASEAN and its Member States, will open doors for young people to be involved in more meaningful engagements at the regional and national levels. Moreover, it looks to the importance of the YDI in helping to better understand the situation of young people, especially those who are at the margins.





# ASEAN YDI 2016: THE PICTURE OF YOUTH DEVELOPMENT IN ASEAN

The ASEAN YDI 2016 is the first attempt to measure regional youth development based on selected domains and indicators deemed relevant and important to all ASEAN member States (AMS). In deciding the domains for an ASEAN YDI, it was made imperative that the domains correspond to the key elements in the ASEAN Work Plan on Youth 2016-2020 which reflect the characteristics of ASEAN in the ASCC Blueprint 2025.

The choice of domains and indicators is based on agreement of the ASEAN YDI Task Force and from the ASEAN YDI Technical Meetings attended by ASEAN YDI Task Force members and focal points from the AMS. The members of the ASEAN YDI Task Force were nominated by the ASEAN Senior Officials Meeting on Youth (SOMY). The score calculated is mainly based on internationally

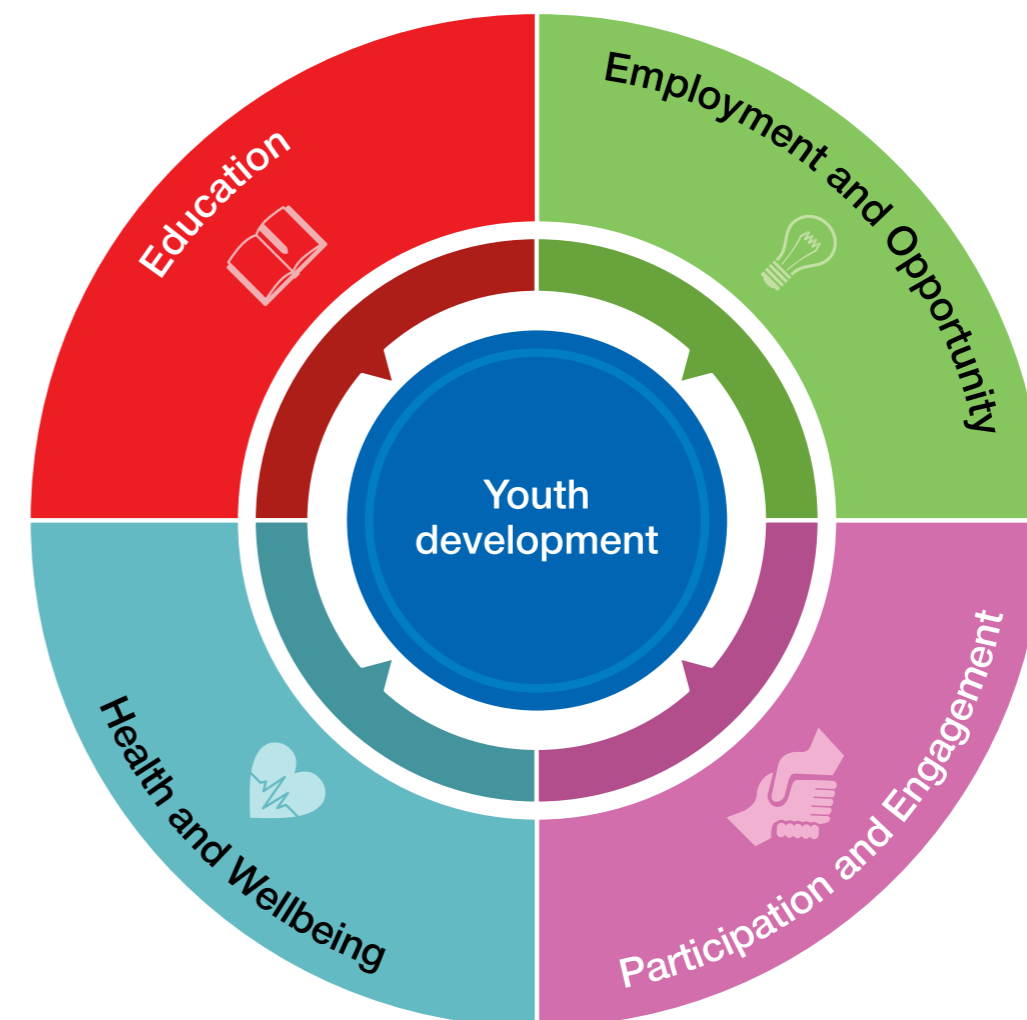
available data and where this data was missing or was not available, national data provided by the AMS was used. The domains, indicators and data are selected from credible international sources which compile comparable data from Member States and as endorsed by the ASEAN YDI Task Force.

The selection of indicators for ASEAN YDI may not cover the complete range of indicators deemed necessary by AMS. However, as the first attempt to prepare YDI, the major limiting factor for the inclusion of more indicators was data availability and credibility of the sources. The next ASEAN YDI is expected to develop further to include both relevant indicators to the ASEAN Objectives as well as priority domains and indicators for each AMS.

## The Four Domains of the First ASEAN Youth Development Index

The ASEAN YDI Task Force agreed on five domains for the First ASEAN YDI. For this report, domain 5 - ASEAN Awareness, Values and Identity will not be included for lack of data, but will be the focus of the Second ASEAN YDI.

Figure 2. The four domains of the ASEAN YDI





# Domain 1: Education

There has been much discussion around education internationally with a heavy focus on the benefits that occur for both individuals and society when quality education is received. The Universal Declaration of Human Rights, the Sustainable Development Goals, and the Education 2030 Agenda are just a few of the formally recognised international efforts with an education focus.

The variety of ways to measure education has led to a raft of different indicators being used in different policy evaluation and YDIs. Some of the more common are:

- Literacy rates, measuring basic literacy of the population,
- Enrolment numbers in primary, secondary and tertiary education, often used as a proxy for access to education
- Graduation rates from all levels of education
- Government spending on education
- Vocational training enrolment and graduations
- Second chance education opportunities (adults returning to finish primary and secondary education)

For this iteration of the ASEAN YDI there was also much discussion around informal learning and its importance. Unfortunately, the indicators available do not cover informal education but may do so in the future. The Indicators decided on for this iteration are:

Table 2. Education domain indicators, description and source

Domain	Indicator	Description	Source
Education	Enrolment in Secondary Education	Total (gross) enrolment in secondary education, regardless of age, expressed as a percentage of the population of official secondary education age.	UNESCO
	Literacy Rate	Percentage of people 15-24 year olds who can both read and write with understanding a short simple statement on their everyday life.	UNESCO
	Digital Natives	Percentage of people 15-24 year olds with five or more years of online experience	ITU
	Gross Tertiary Graduation	Gross graduation ratio from first degree programmes (ISCED 6 and 7) in tertiary education, both sexes (%)	UNESCO

## Domain 2: Health and Wellbeing

Similar to education, many international agreements and institutions focus on physical and mental health. From the World Health Organization to the Sustainable Development Goals, access to quality health care as well as the right to mental wellbeing continue to have primary importance across the globe.

While mortality in youth is lower than other ages, youth are more likely to partake in risky behaviors than other cohorts which can impact both their immediate and longer-term health. This makes health monitoring of young people vital for both intervention and long term health planning. Health monitoring of young people is vital. Some of these risks include:

- Road traffic accidents
- Violence (both as victims and perpetrators)
- Suicide
- Communicable diseases
- Maternal disorders
- Nutrient deficiency
- Alcohol and drug abuse.

Some of these risks can be reduced through evidence based policies targeting the risky behaviours and providing safe alternatives. The indicators which have been included in this iteration of the ASEAN YDI are:

Table 3. Health and Wellbeing domain indicators, description and source

Domain	Indicator	Description	Source
Health and Wellbeing	Youth Mortality	Rate per 100,000 of 15-29 year olds	GBD
	Mental Disorder YLL	Years Life Lost (YLL) per 100,000 of 15-29 year olds due to mental illness	GBD/IEP
	Alcohol Abuse YLL	Years Life Lost (YLL) per 100,000 of 15-29 year olds due to alcohol abuse	GBD/IEP
	Drug Abuse YLL	Years Life Lost (YLL) per 100,000 of 15-29 year olds due to drug abuse	GBD/IEP
	HIV Rate	Percentage of youth infected with HIV 15-24 year olds (prevalence)	World Bank
	STIs	Prevalence of Sexually Transmitted Infections (STI) in 15-29 year olds per 100,000	GBD
	Sanitation	Per cent of population using improved sanitation facilities (e.g. flush toilet or pit latrine with slab )	WHO



# Domain 3: Employment and Opportunity

The right to work and freedom in choice of employment is acknowledged in the Universal Declaration of Human Rights and the Sustainable Development Goals and enables the economic growth and security of a country.

Youth have many added vulnerabilities in the labour market such as:

- Lack of experience and/or professional networks
- Lack of bank accounts
- Little job security with lack of up skilling opportunities
- Lack of access to credit for entrepreneurial endeavours
- High vulnerability to exploitation

Whilst this iteration of the YDI does not include entrepreneurship indicators it was discussed as a high priority for the region. The indicators which have been included are:

Table 4. Employment and Opportunity domain indicators, description and source

Domain	Indicator	Description	Source
Employment and Opportunity	NEET	Percentage of youth not in education, employment or training (NEET) 15-29 year olds	ILO
	Youth Unemployment Ratio	Ratio of youth unemployment rate to adult unemployment rate, both sexes 15-24 year olds	UNDATA
	Adolescent fertility rate	Births per 1,000 females in ages 15-19 year olds	World Bank
	Account at a financial institution	Percentage of people 15-24 with an account at a formal financial institution	World Bank Findex
	Child Marriage	Percentage of women aged 20 to 24 years who were first married or in union before aged 18	UNICEF



# Domain 4: Participation and Engagement

A cohesive society where youth are able to participate in healthy relationships and activities has been deemed important in much research on youth development. Being empowered to be politically and socially active can increase fulfilment in the lives of youth and societies can benefit from the innovative ideas from the voices of youth. This domain seeks to measure how youth are positively interacting with their communities and the indicators included are:

Table 5. Participation and Engagement domain indicators, description and source

Domain	Indicator	Description	Source
Participation and Engagement	Volunteered Time	Percentage answering “Yes” to question: “In the last month, have you volunteered your time to an organization” in 15-29 year olds	Gallup World Poll
	Helped a Stranger	Percentage answering “Yes” to question “In the last month, have you helped a stranger or someone you didn’t know who needed help” in 15-29 year olds	Gallup World Poll

## 'Ibil's' Plea: Make ASEAN Youth Healthy Every time, Everywhere

'Ibil' is an Indonesian Youth who has been involved in local, national and regional efforts to promote and protect health rights of young people in his country. He is a member of the World Health Assembly and has been part of ASEAN Youth Forum.

Civil society and youth are often not involved in the making of health policy in Indonesia and this can lead to their health needs not being met or accommodated.

In March 2015 the Maternal and Child Health Movement (GKIA) initiated Citizen Hearing (Forum Suara Rakyat Nasional) to discuss the involvement of civil society in the process of policy making in Indonesia. This is Ibil's experience of the process:

*I had the chance to voice the needs of Indonesian youth on a global forum. During this event, we had an opportunity to share and convey Indonesian youth's opinions in two sessions. This opportunity was a big responsibility for me as I needed to ascertain that the needs of our youth were well heard by stakeholders at the international level.*

*The whole preparation before attending WHA was an amazing experience for me. From gathering information on the schedule of the Indonesian Health Minister, having a discussion with the Health*

*Minister and requesting her to attend our session in WHA was an exciting process. Despite the prepared recommended documents, I had the chance to discuss with the Minister about the recommended materials to be presented in the forum.*

*During the Youth Health Panel, I was given an opportunity to share my stories about challenges on Sexual and Reproductive Health Rights faced by Indonesian youth. I also shared about the successful involvement of youth in the process of policy making in Forum Suara Rakyat.*

*During the main session of Global Citizens Dialogue which was attended by the Health Minister and other WHO representatives, I delivered several messages of concern from Indonesian youth. First, Indonesian youth wanted access to comprehensive*

*sexual and reproductive health services including access to Family Planning. Health services include preventive, promotive, curative and rehabilitative measures. Second, Indonesian youth wanted good leadership from the central government. We already have youth friendly services at the city/district level, but we have not yet implemented the services accordingly. Third, we wanted more public participation in the development process, starting from the planning and implementation to control.*

Ibil's advocacy for Indonesian youth gave depth to the WHA process and was included in the final WHA Recommendations.



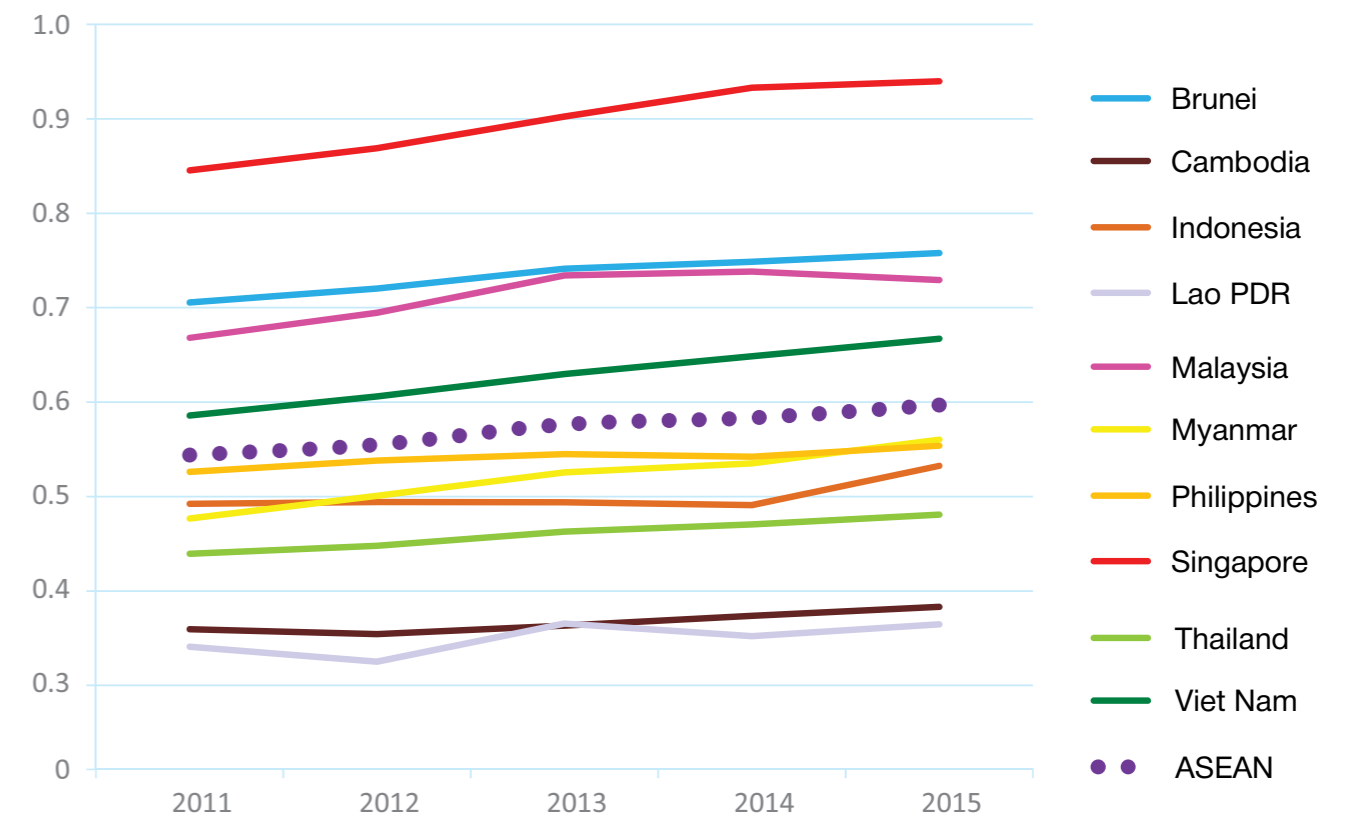
# ASEAN YDI RESULTS

The objective of presenting the results of the ASEAN YDI 2016 calculation is not to make comparisons among ASEAN Member States, but rather to show initial benchmarking figures about the progress of youth development in different domains in each AMS. The four domains covered in the 2016 YDI are: Education; Health and Wellbeing; Employment and Opportunity; and, Participation and Engagement. Based on this objective, results of ASEAN YDI 2016 is presented country by country of AMS in alphabetical order, starting from Brunei Darussalam up to Viet Nam.

The graph below shows that at both the regional and AMS levels, improvements in youth development are evident between 2011 and 2015. The YDI score is a number between 0 and 1, with 0 reflecting the lowest youth development in the region and 1 reflecting the highest level of youth development attained in the region.



Figure 3. The overall YDI trends 2011-2015



Broken down by indicator, there are considerable variations between high and low scores and the ASEAN regional average. Examples of indicators with very wide spread scores are Digital Natives ranging from 1 per cent to 88 per cent and Drug Abuse Years Life Lost ranging from only 12 years per 100,000 youth to 838 years. There are also

indicators where countries all score much more similarly as in Literacy Rates with a range of 90 to 100 per cent and Gross Tertiary Graduation ranging from 11 to 21 per cent.

The following Table shows the distribution of scores for each indicator as well as the regional average.

Table 6. Distribution of scores for each indicator by domain

Education				
YDI indicator	Indicator description	Low	ASEAN Average	High
Enrolment in Secondary Education	Total (gross) enrolment in secondary education, regardless of age, as a percentage of the population of official secondary education age	42	77	108
Gross Tertiary Graduation	Gross graduation ratio from first degree programmes (ISCED 6 and 7) in tertiary education, both sexes (%)	11	18	21
Literacy Rate	Percent of 15-24 year olds who can both read and write with understanding a short simple statement	90	97	100
Digital Native Rate	Percentage of people 15-24 year olds with five or more years of online experience	1	36	88

Participation and Engagement				
YDI indicator	Indicator description	Low	ASEAN Average	High
Helped a Stranger	Percentage 15-29 year olds answering 'yes' to questions on helping a stranger	10	46	64
Volunteered Time	Percentage 15-29-year-olds answering 'yes' to questions on volunteering	14	31	51

Health and Wellbeing				
YDI indicator	Indicator description	Low	ASEAN Average	High
Youth Mortality Rate	Mortality rate per 100,000 of 15-29 year olds	167	112	25
Alcohol Abuse YLL	Years Life Lost (YLL) per 100,000 of 15-29 year olds due to alcohol abuse	139	32	1
Drug Abuse YLL	Years Life Lost (YLL) per 100,000 of 15-29 year olds due to drug abuse	838	194	12
Mental Disorder YLL	Years Life Lost (YLL) per 100,000 of 15-29 year olds due to mental illness	1137	529	150
Sexually Transmitted Infections (STIs)	Prevalence of Sexually Transmitted Infections in 15-29 year olds per 100,000	20351	15425	11970
HIV Rate	Percentage of youth 15-24 year olds who are HIV positive (prevalence)	0.5	0.2	0.1
Improved Sanitation	Per cent of population using improved sanitation facilities( e.g. flush toilet or pit latrine with slab )	42	77	100

Employment and Opportunity				
YDI indicator	Indicator description	Low	ASEAN Average	High
NEET	Percentage of youth not in education, employment or training (NEET) 15-29 year olds	24	11	2
Youth Unemployment Ratio	Ratio of youth (aged 15-24) unemployment rate to adult unemployment rate, both sexes	10	6	3
Account at a Financial Institution	Percentage of people 15-24 with an account at a formal financial institution	14	53	92
Adolescent Fertility Rate	Births per 1,000 females in ages 15-19 year olds	63	37	3
Child Marriage	Percentage of women aged 20 to 24 years who were first married or in union before aged 18	35	15	0

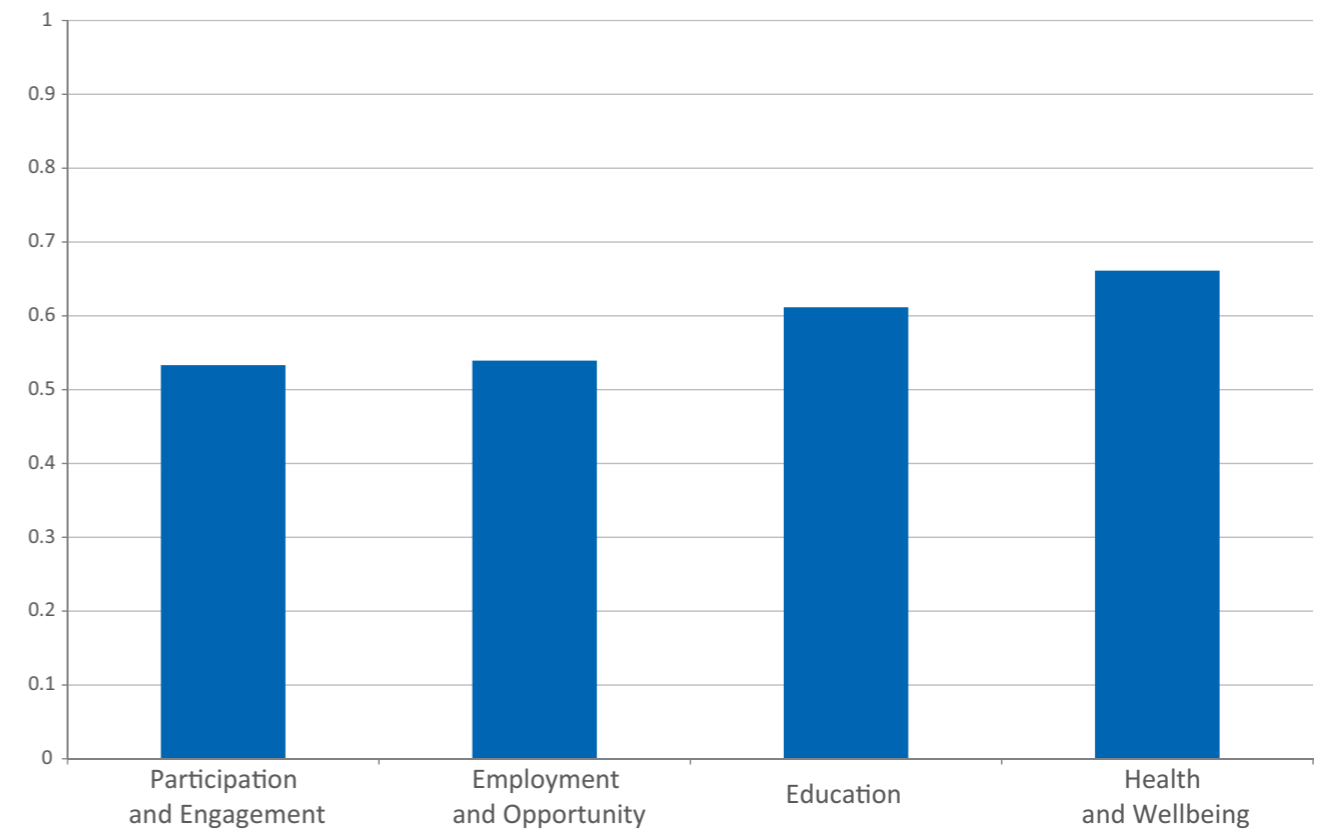


# General Trends

Health and Wellbeing had the highest regional average domain score in 2015, suggesting it is the strength in the region. It was followed closely by Education, with Employment and Opportunity, and Participation and Engagement

lagging behind. One of the bigger factors in the region's favourable Health and Wellbeing scores is relatively low levels of *Drug Abuse Years Life Lost (YLL)*, *Alcohol Abuse YLL* and *HIV rates*.

Figure 4. 2015 ASEAN Average Domain Score

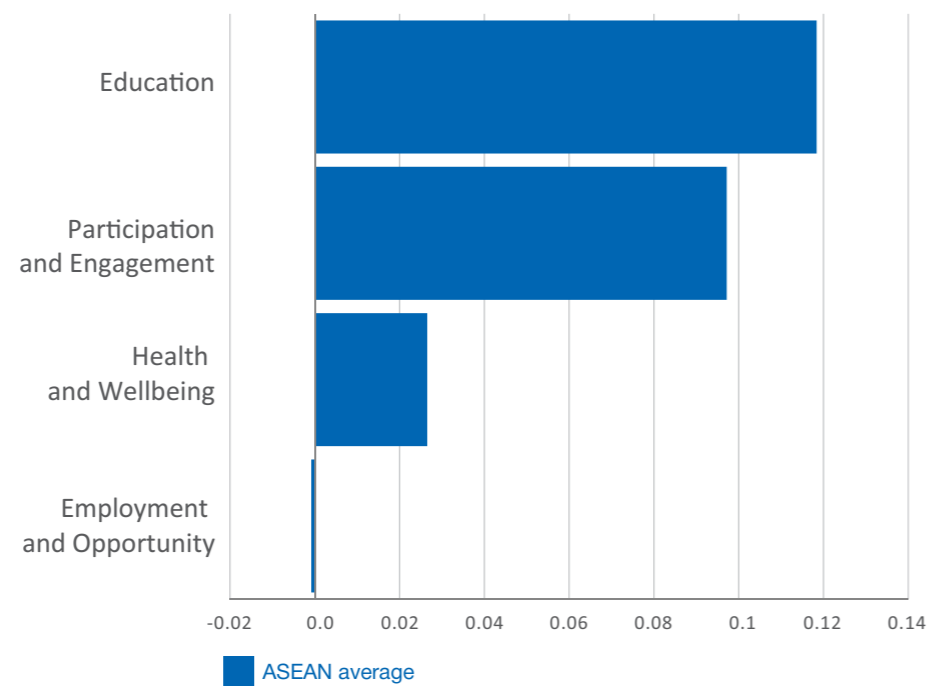




The domains of Education and Participation and Engagement saw the largest improvements in the region between 2011 and 2015. Health and Wellbeing also saw improvement while Employment and Opportunity declined slightly. These findings indicate that more attention is required at the regional level for the Employment and Opportunity domain. It is important that Education, and Employment and Opportunity domains work in concert as having highly educated youth who cannot find employment can lead to negative social behaviours such as idleness, dissatisfaction or, in the worst of cases, violence. Conversely, if employment is favoured over education, it can lead to reduced professional opportunity and progression.



Figure 5. Changes in ASEAN average Domain scores 2011 – 2015



The biggest contribution to the Education domain's improvement was from an increase in the *Gross Tertiary Graduation* which regionally improved from 12 per cent to 18 per cent between 2011 and 2015. There was also notable increase in the *Enrolment in Secondary Education* improving from 70 per cent to 77 per cent. There was very little movement in literacy rates remaining at a rate of 97 per cent - a relatively high global rate.

It is also important to note that the *Youth Unemployment Ratio* of the region was the only indicator to deteriorate over the 2011 to 2015 period. It increased by over 1 percentage point to 6.4, meaning that youth were 6.4 times more likely to be unemployed than their adult counterparts in the labour force in 2015. *Account at a Financial Institution* was a wide ranging indicator with a low of just 14 per cent and a high of 92 per cent. Only three countries scored above 70 per cent in 2015 leaving much room for improvement in the future.

Both the Participation and Engagement indicators were volatile across time and varied across countries. While there was eventual improvement in *Volunteered Time* it remains one of the lowest averaging indicators after banding in the YDI.

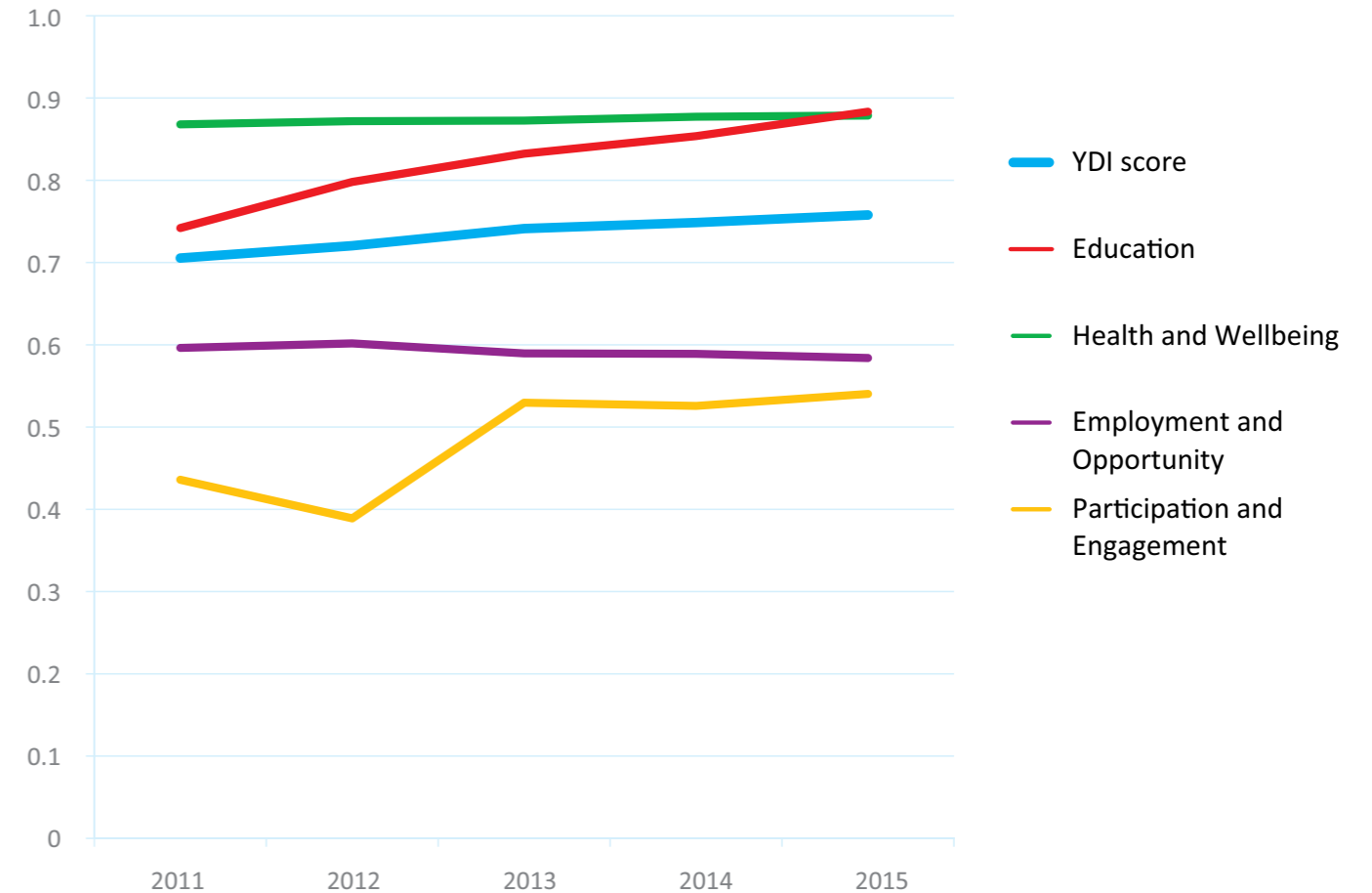
# Brunei Darussalam

Population of youth (15 - 29 years) in Brunei Darussalam is 26 per cent of the total population (0.110 out of 0.417 million). Youth development affairs in Brunei Darussalam fall under the responsibility of the Ministry of Culture, Youth, and Sports (to coordinate actions with other relevant ministries) guided by National Youth Policy. The goal of the youth policy is to foster quality characteristics in Brunei Darussalam youth through five objectives: uphold Islam as the official religion and integral to daily life; enable youth to contribute to the economy, culture and society; foster understanding and awareness; build knowledge and skill of youth; develop attitudes and personal qualities, such as patriotism, confidence and creativity.

Brunei Darussalam's overall YDI score in 2015 is 0.758 with increasing trend from 2011. The two domains of Education, and Health and Wellbeing performed well above the regional average. This improvement in Education was largely due to a doubling of *Gross Tertiary Graduation* over the 5 years measured.

The slight decline in the Employment and Opportunity domain is due to an increase in the *Youth Unemployment Ratio* with young people 6.7 times more likely to be unemployed than their adult counterparts in 2015.

Figure 6. The overall YDI and Domains score for Brunei Darussalam



# Cambodia

Almost a third of the total population of Cambodia are youth (15 - 29 years), which is considered a significant youth bulge (31% or 4.775 out of 15.405 million). Cambodia enacted a National Policy on Youth Development in 2011 focusing on twelve strategic areas. The responsibility for implementation of youth development policy rests with the Youth Department within the Ministry of Education, Youth, and Sports (MoEYS). A National Youth Council has also been established with a mission to foster greater participation and voice of youth in development and democratic change in Cambodia.

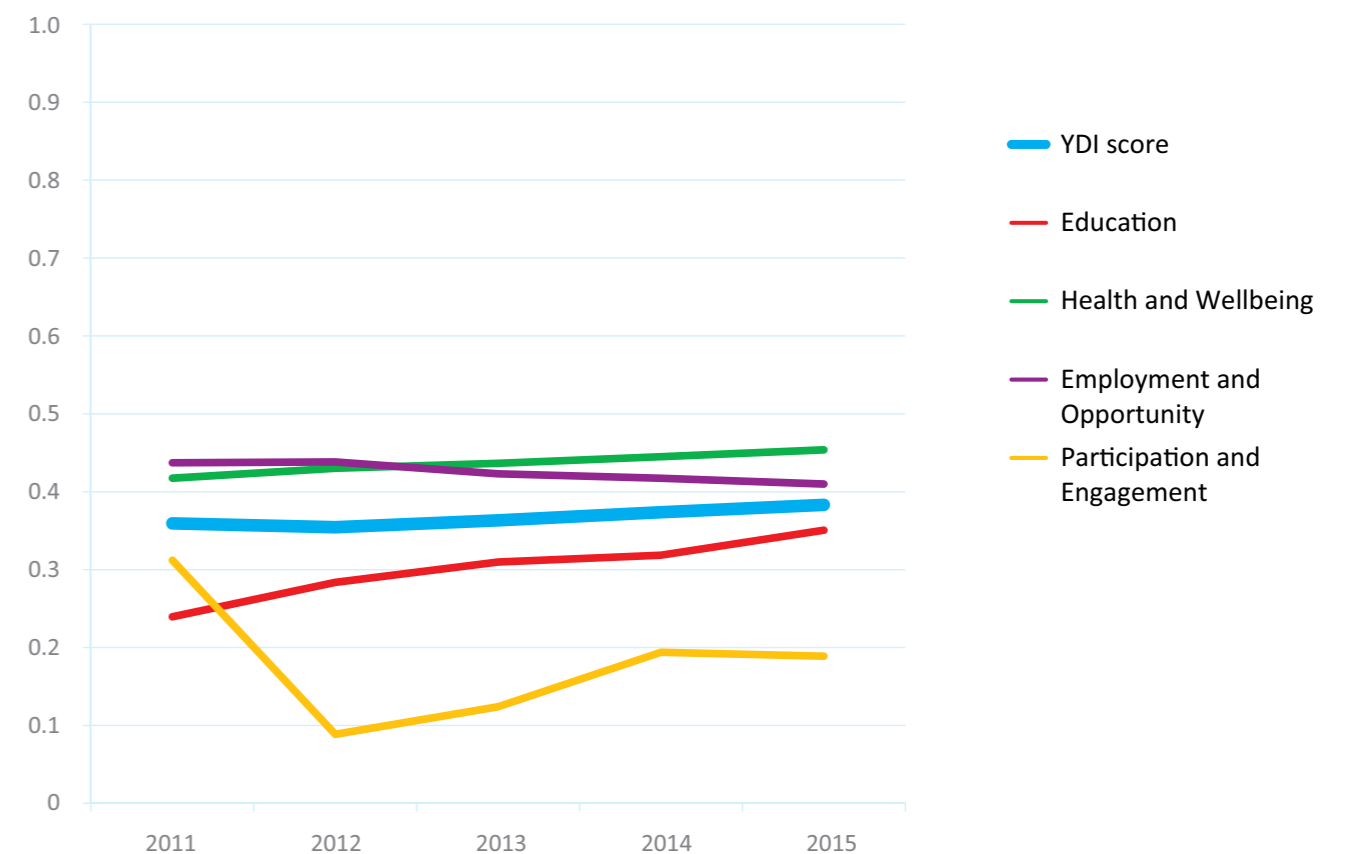
Cambodia's overall YDI score in 2015 is 0.383 with increasing trend from 2011. Health and Wellbeing

was the best performing domain with the third largest improvement of countries in the region. Improvements in the Health and Wellbeing domain were seen in *Youth Mortality*, *Mental Disorder Years Life Lost*, *Sexually Transmitted Infection prevalence* and *Sanitation*. The most improved domain from 2011 to 2015 in Cambodia was Education, although large portions of this domain were imputed due to lack of internationally comparable data.

There was a slight decline in Employment and Opportunity largely linked to a rise in the *Youth Unemployment Ratio* and a rise in *Adolescent Fertility Rate*. Decline was also seen in Participation and Engagement due to a decrease in the number of youth who *Helped a Stranger*.



Figure 7. Overall YDI and Domains score for Cambodia



# Indonesia

The population of youth (15 - 29 years) is 25 per cent of the total population (64.354 out of 255.461 million). Indonesia has continuously renewed its commitment to youth development by enacting government regulations as the basis for implementation. The Law on Youth, enacted in 2009, provides direction and strategies for youth development in the country. The Ministry of Youth and Sports is responsible for coordinating and providing leading roles in empowerment and provision of necessary services for youth. Youth organizations are set up to facilitate youth in development of self-potential. Emphasis in youth development in Indonesia is given to character development, health, competency and livelihood which could maximally contribute to national development and actively play a role in global interactions.

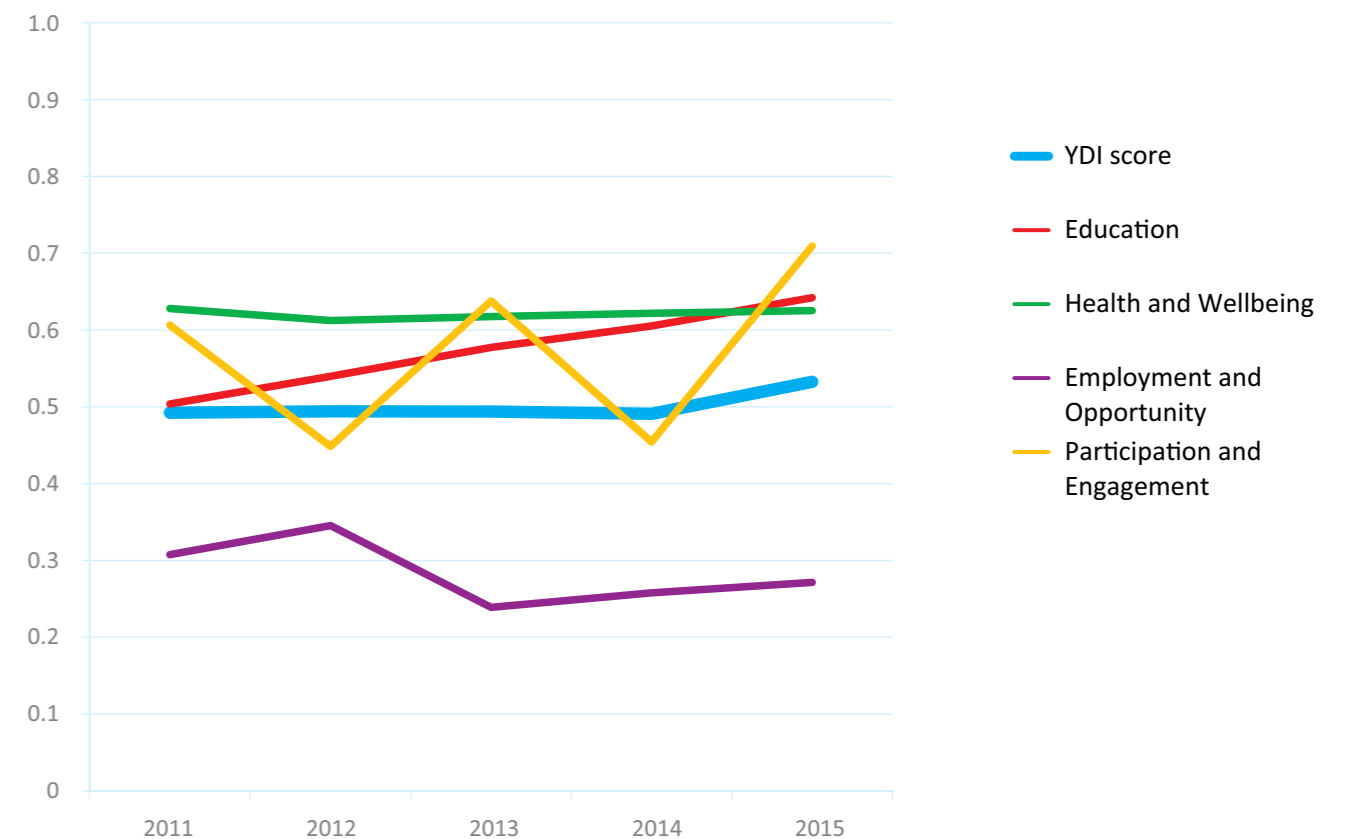
Indonesia's overall YDI score in 2015 is 0.533 with increasing trend from 2011. Participation and

Engagement and the Education domain were both above the regional average with Indonesia having the largest number of youth who *Volunteered Time* in the region. Education saw the largest increase of the domains largely due to improvements in *Enrolment in Secondary Education* and *Gross Tertiary Graduation*.

Employment and Opportunity dropped slightly from 2011 to 2015 with the *Youth Unemployment Ratio* climbing to the highest in the region with youth being 10.4 times more likely to be unemployed in 2013. There has, however, been a significant increase in the number of youth with an *Account at a Financial Institution* – improving from 13 per cent in 2011 to 43 per cent in 2015.

There was a slight fall in Health and Wellbeing largely attributed to an increase in *HIV prevalence*. Improvements in the Health and Wellbeing domain were seen in *Youth Mortality, Alcohol Abuse Years Life Lost* and *Sanitation*.

Figure 8. Overall YDI and Domains score for Indonesia



# Lao PDR

The youth population (15 - 29 years) in Lao PDR is 29 per cent of the total population (2.033 out of 6.902 million). Although the processes are underway, Lao PDR has yet to formulate its youth policy. Youth affairs are managed by the Lao Youth Union (LYU) within the ruling party. The objectives of the LYU are: to mobilize youth solidarity in implementing the goals of the Government of Lao PDR; and to contribute to the construction and expansion of the People's Democratic Regime, aiming to create peace, independence, democracy, unity and prosperity.

Lao PDR's overall YDI score in 2015 is 0.365 with an increasing trend from 2011. Health and Wellbeing was Lao PDR's best performing domain with the lowest *HIV Prevalence* in the region and

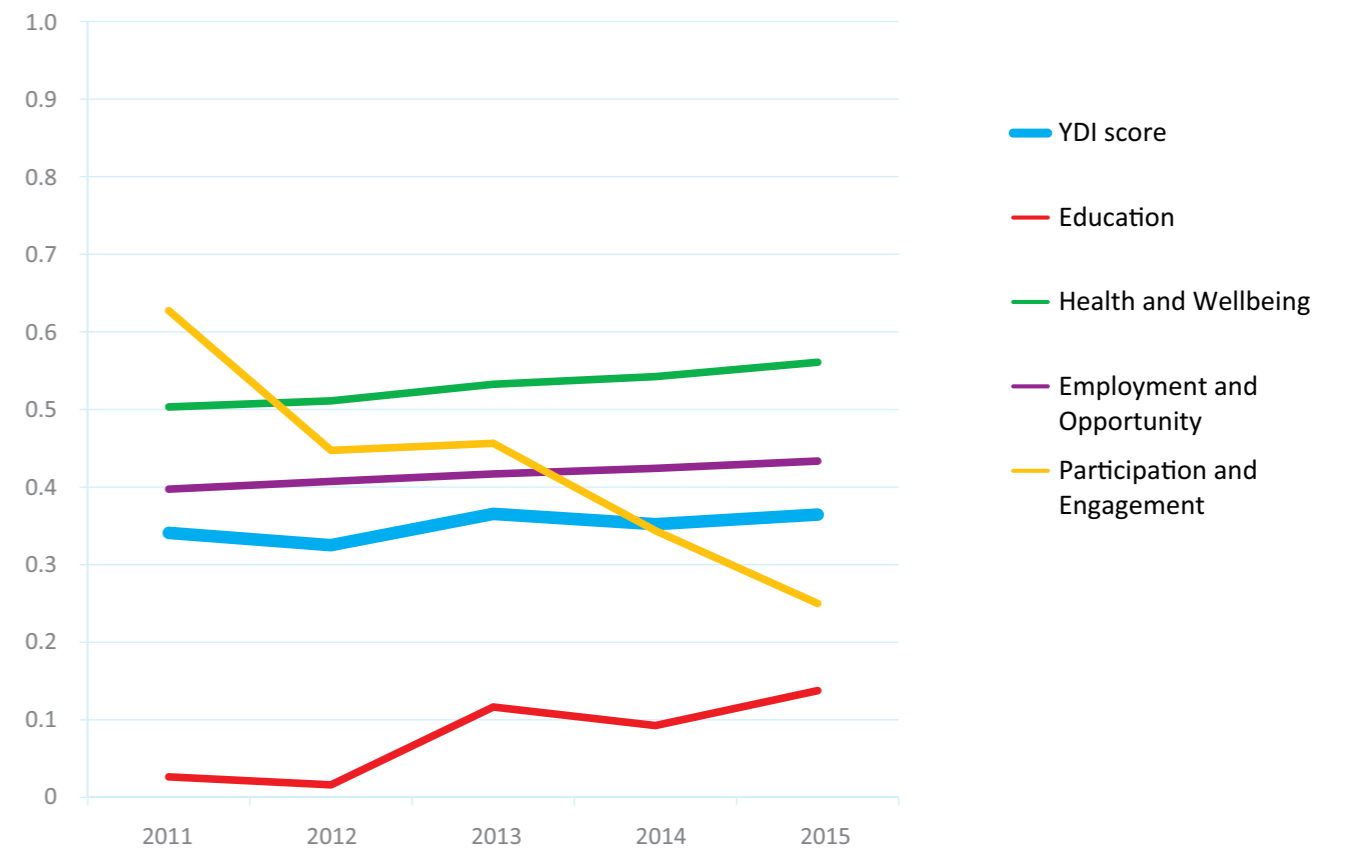
improvement seen in *Youth Mortality Rates* and Sanitation. *Mental Health Years Life Lost*, however, scored the lowest in the region.

Employment and Opportunity improved slightly with improvements in the *Adolescent Fertility Rate* and *Account at a Financial Institution*, albeit from relatively low bases in 2011.

Lao PDR still lags behind in the Education domain with relatively low scores in all domain indicators. There has, however, been improvement in *Enrolment in Secondary Education* and an almost doubling in *Gross Tertiary Graduation*.

The trend of decline in Participation and Engagement was started through 2011 to 2013. More up to date data would assist in confirming the continued decline shown in the YDI.

Figure 9. Overall YDI and Domains score for Lao PDR





# Malaysia

Youth (individuals aged between 15 and 30 years old) comprise 31 per cent of the Malaysian population (9.902 out of 31.661 million) as of November 2016. Youth development affairs in Malaysia are led and coordinated by the Ministry of Youth and Sports, guided by the Malaysian Youth Policy (MYP) that was updated in 2015. MYP is an updated and improved version of the National Youth Development Policy 1997.

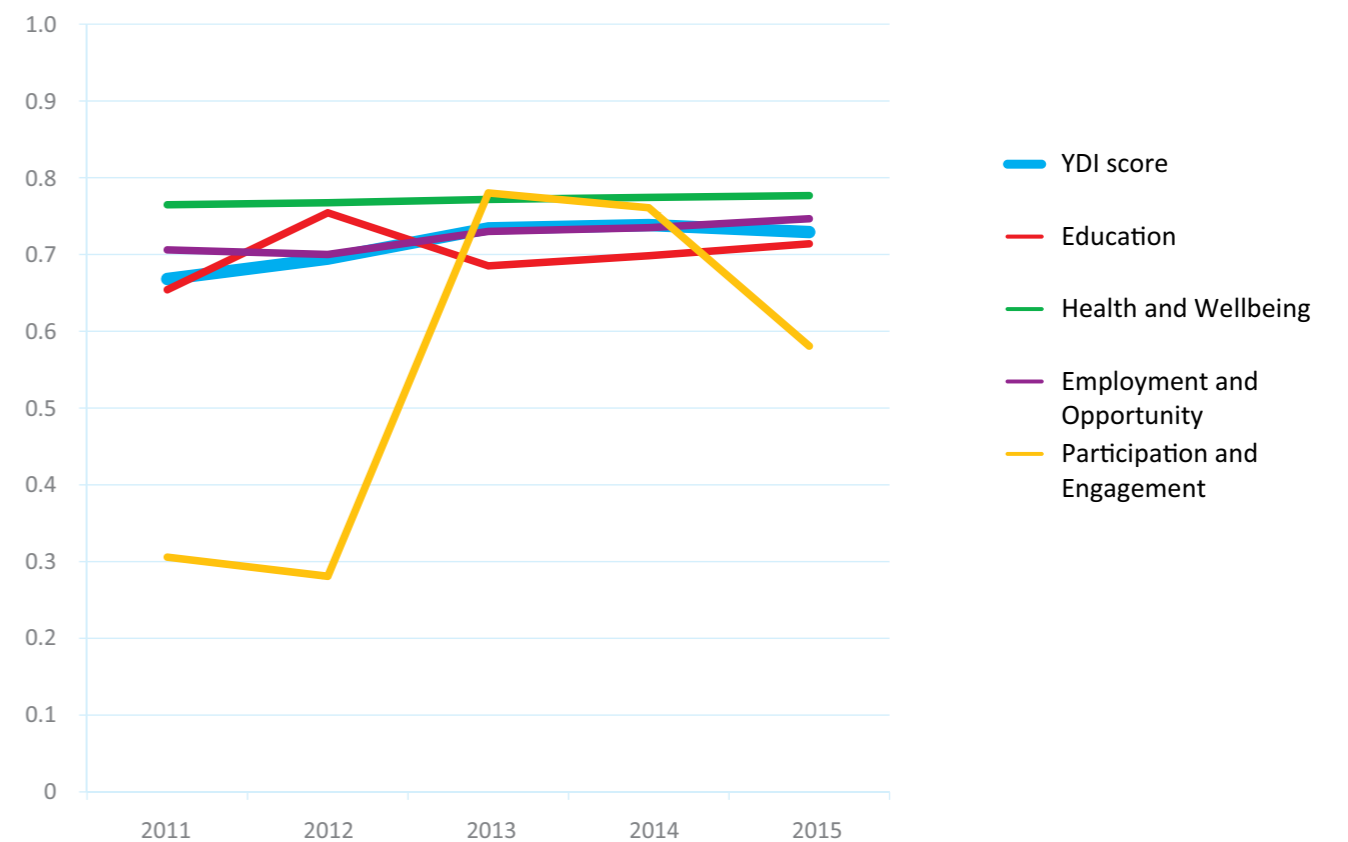
MYP is manifested in strengthening both human capital and the potential of youth as the drivers for future strategic development of the country in accordance with the Federal Constitution and Rukun Negara (National Principal). The Youth Societies and Youth Development Act followed suit in 2007, which acts to register youth societies, promote and facilitate the development of youth in education, research and human resources, to establish a National Youth Consultative Council and the Malaysian Institute for Research in Youth Development.

Malaysia's overall YDI score in 2015 is 0.729 with increasing trend from 2011. Malaysia scored above the regional average in all four domains with Health and Wellbeing performing best. The only indicator in this domain to show notable improvement was *Youth Mortality Rate*.

Although being Malaysia's lower performing domain, Participation and Engagement showed the biggest improvement of the domains between 2011 and 2015 with the number of youth who reported they had *Helped a Stranger* more than doubling to 51 per cent, and the number of youth who *Volunteered Time* increasing to 31 per cent.

The improvements made in Education largely came from a large increase in the *Enrolment in Secondary Education*. There has, however, been a drop in *Gross Tertiary Graduations* since 2012.

Figure 10. Overall YDI and Domains score for Malaysia



# Myanmar

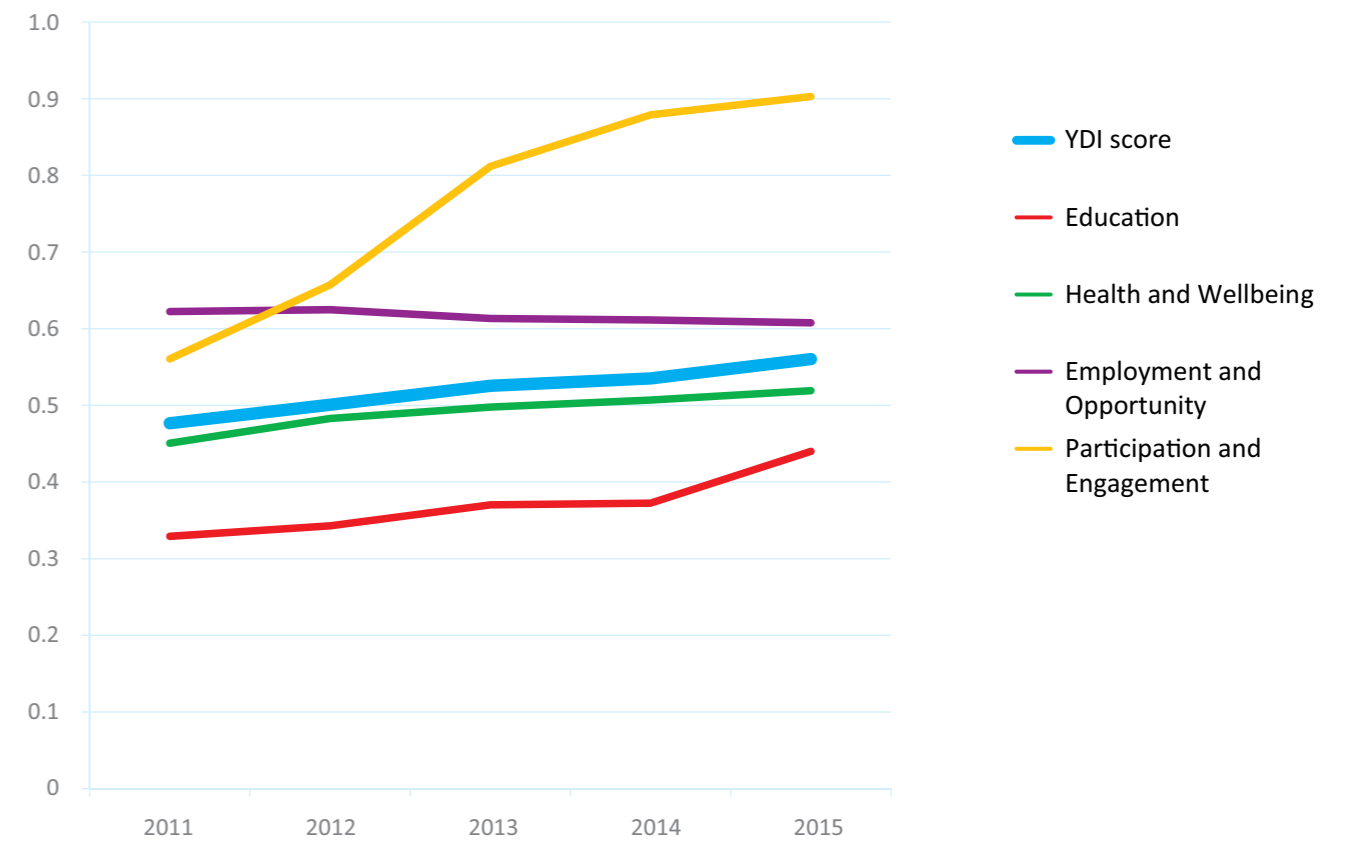
The proportion of youth (15 - 29 years) is 27 per cent (14.191 out of 52.476 million) of the total population of Myanmar. Myanmar enacted the Child Law in 1993 which also covers the youth between 16 - 18 years. The Ministry of Social Welfare, Relief, and Resettlement, through its Department of Social Welfare, is responsible for youth development. Formulation of Youth Policy started in 2016 and a draft policy has been framed with nation-wide youth involvement and a series of youth meetings, forums and conferences in each respective State and Regional level.

Myanmar's overall YDI score in 2015 is 0.560 with the largest improvement seen of the countries in

the region since 2011. It is important to note that Myanmar received more imputations in the data than any other country in the YDI and the accuracy of these scores would be improved by enhanced data collection and dissemination.

Myanmar scored above the regional average in both Employment and Opportunity and Participation and Engagement domains, the latter scoring the highest in the region. Participation and Engagement was Myanmar's highest scoring domain with large increases in the number of youth who *Helped a Stranger and Volunteered*.

Figure 11. Overall YDI and Domains scores for Myanmar



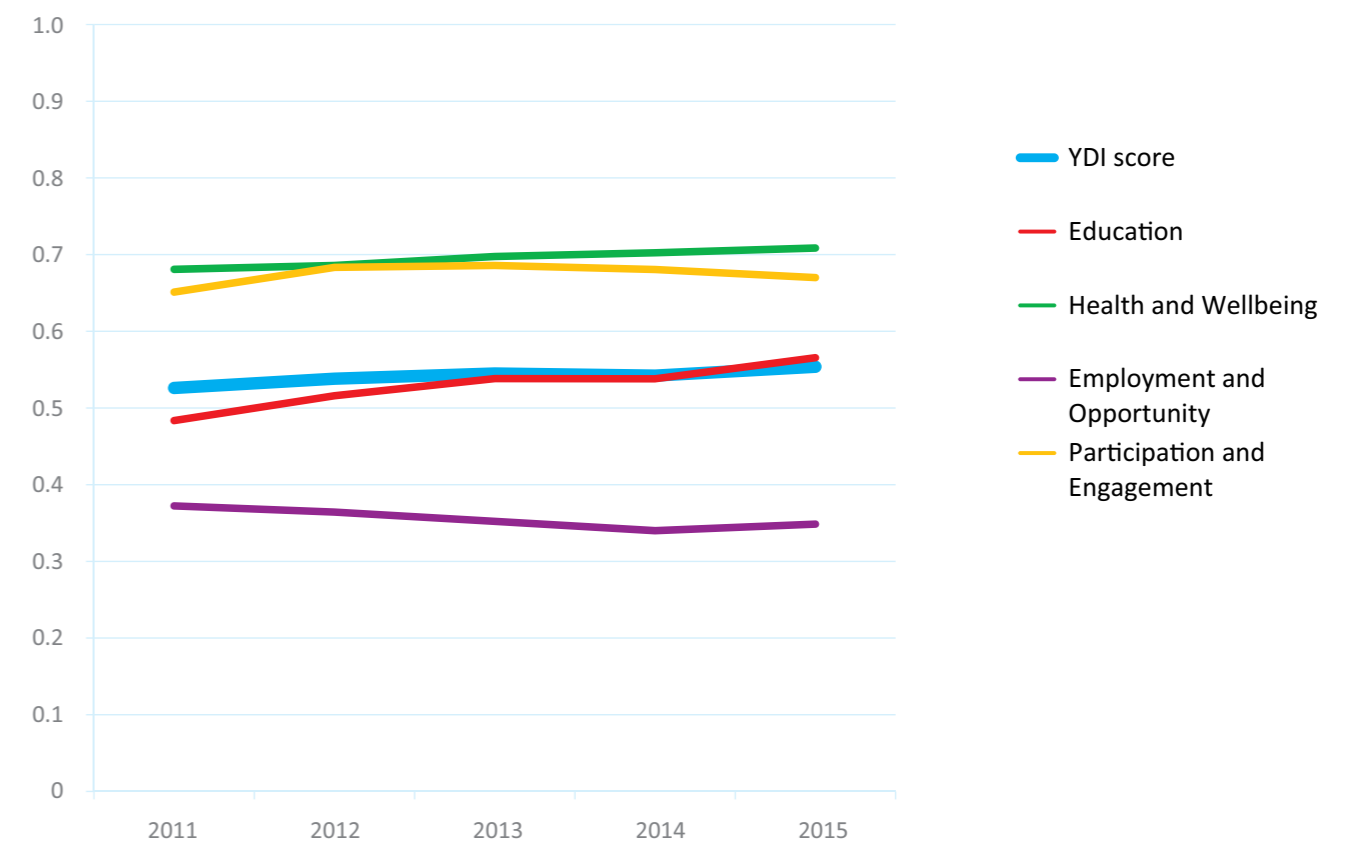
# The Philippines

The youth population (15 - 29 years) consists of 28 per cent of the total population of The Philippines (28.113 million out of 101.562 million). The Philippines enacted the Youth in Nation-Building Act in 1994 which mandated the establishment of the National Youth Commission (NYC). The NYC is attached to the Office of the President, as an autonomous and independent unit, responsible for youth affairs. A Philippine Youth Development Plan has also been prepared covering three objectives: (1) improved enabling conditions for youth participation in governance, society and development; (2) increased contribution of and benefits for the youth in the attainment of MDGs and other goals; and (3) improved access to quality basic services and social protection through enabling policies.

The Philippines' overall YDI score in 2015 is 0.554 with increasing trend from 2011. The Philippines scored well above the regional average in Health and Wellbeing and just over the regional average for Participation and Engagement. Health and Wellbeing was the Philippines' best performing domain with improvements between 2011 and 2015 being largely due to lower *Youth Mortality Rates*.

Employment and Opportunity saw a slight decline with both the *Adolescent Fertility Rates* increasing and rates of *Account at a Financial Institution* decreasing between 2011 and 2015.

Figure 12. Overall YDI and Domains scores for The Philippines





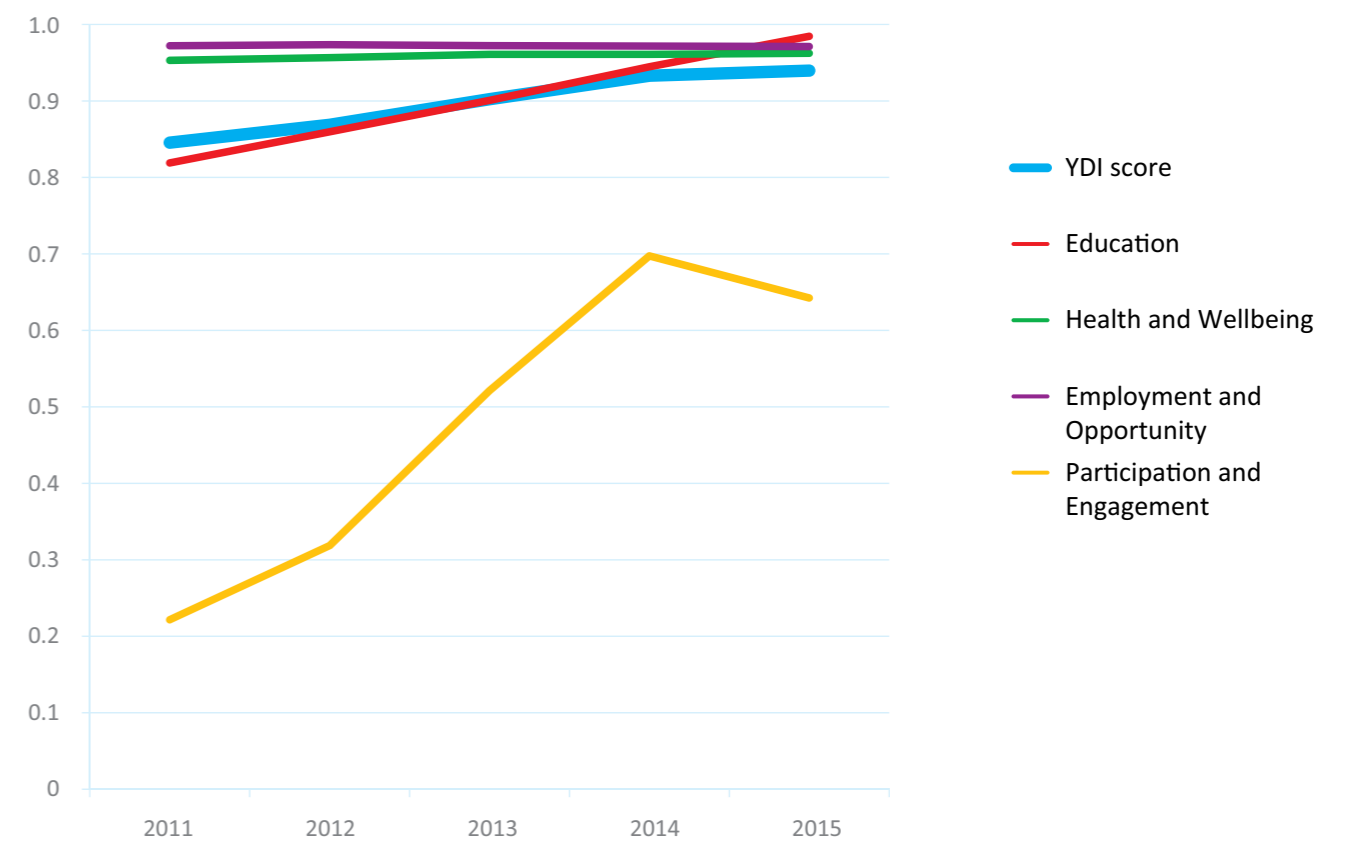
# Singapore

In Singapore the proportion of resident youth (15 - 29 years) in the total population is 14 per cent (0.778 out of 5.535 million). The Ministry of Culture, Community and Youth is responsible for youth affairs in Singapore with the aims: (1) to fulfil youth aspiration and interest; (2) to encourage youth engagement in the community; and (3) to foster youth leadership. This Ministry is assisted by the National Youth Council (NYC) Singapore. The policy reference for youth development in Singapore is the Children's and Young Persons Act 1993. In addition, Singapore is a signatory to the Commonwealth Plan of Action for Youth Empowerment (PAYE) 2006 - 2015

Singapore's overall YDI score in 2015 is 0.940 with a strong increasing trend from 2011. Singapore scored above the regional average in all four domains with Education and Employment and Opportunity performing best. Singapore performed consistently well giving it the best Education, Health and Wellbeing and Education and Opportunity Domain scores in 2015.

Although being Singapore's lowest performing domain, Participation and Engagement showed the biggest improvement of the domains between 2011 and 2015 with the number of youth who *Helped a Stranger* more than doubling to 52 per cent, the highest in the region, and the number of youth who *Volunteered Time* increasing to 30 per cent.

Figure 13. Overall YDI and Domains scores for Singapore



# Thailand

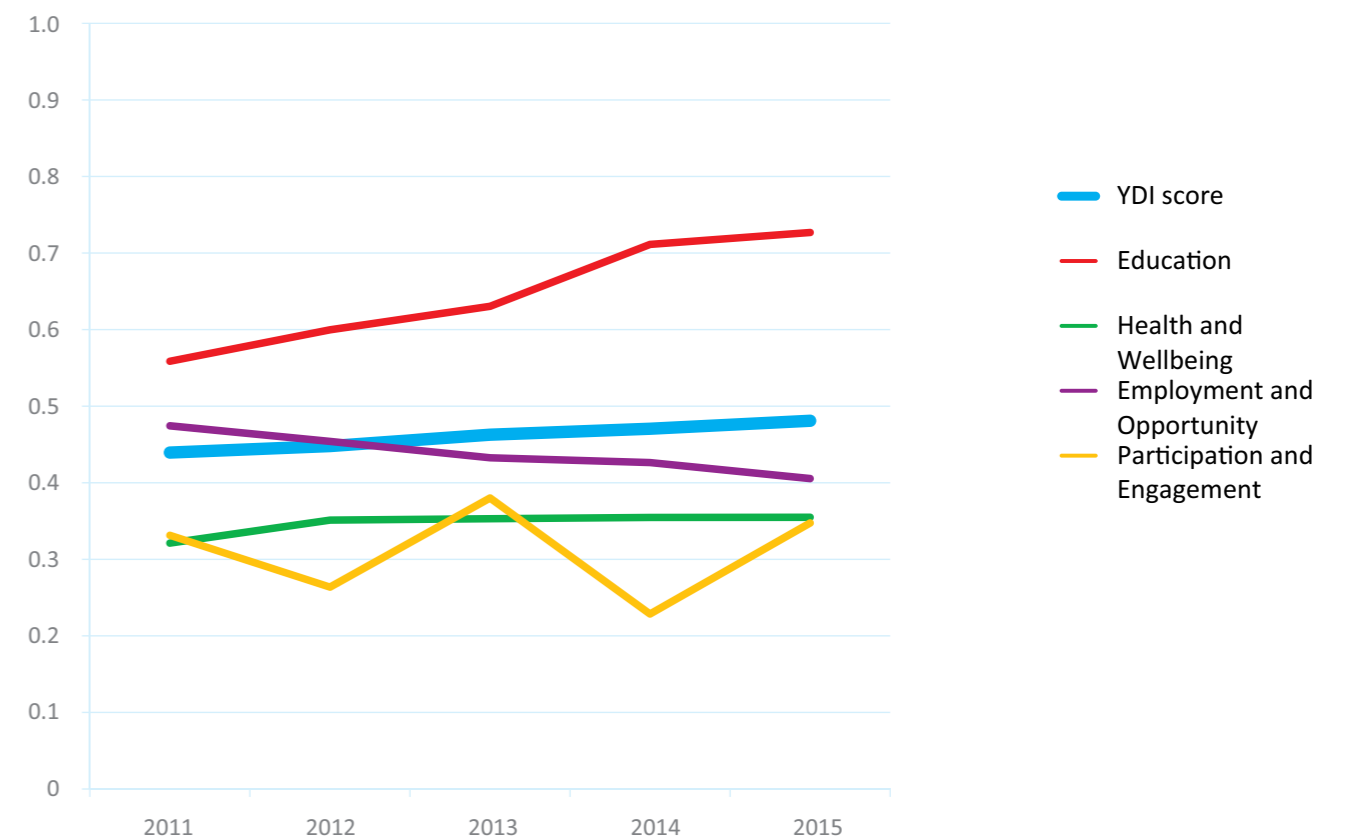
In Thailand, youth (15 - 29 years) comprise 23 per cent of the total population (15.607 out of 68.979 million). Thailand's youth development approach is based on the National Child and Youth Development Promotion Act (NCYDA) B.E. 2550 (2007) and the National Child and Youth Development Plan B.E. 2555-2559 (2012). The NCYDA 2007 focuses on the rights of young people to education, health care, play and participation in social and cultural life. The Youth Development Plan 2012 asserts that young people lead secure, healthy, happy and creative lives. The Office of Promotion and Protection of Children, Youth, the Elderly and Vulnerable Groups is responsible for implementation and coordination of youth development in Thailand (currently Department of Children and Youth).

Thailand's overall YDI score in 2015 is 0.481 with increasing trend from 2011. Thailand scored above the regional average in Education with this domain being by far its highest scoring. Much of the data in the Education domain are imputations so the increase may be represented accurately but an improvement in the availability of data has made more recent years available.

Indicators in Health and Wellbeing stayed fairly consistent over time with Thailand performing very well in *Alcohol Abuse Years Life Lost* and *Sanitation* but lagging in other areas with the highest *Sexually Transmitted Infection* prevalence in the region.

The slight decline in Employment and Opportunity can largely be attributed to an increase in the *Youth Unemployment Ratio* which in 2015 reached nearly 10 meaning that youth are 10 times more likely to be unemployed than adults in the labour force.

Figure 14. Overall YDI and Domains scores for Thailand



# Viet Nam

In Viet Nam, the proportion of youth (15 - 29 years) is 25 per cent of the total population (22.562 out of 91.713 million). Viet Nam adopted the Viet Nam Youth Law in 2005 which mandated the preparation of policies in the areas of education, employment, health, and recreation. This was followed by the formulation of the Vietnamese Youth Development Strategy 2011 - 2020 with the goals of: developing a highly patriotic generation; and creating a young workforce that meets the needs of modernization. The lead agency for implementing the law and the youth development strategy is the Ministry of Home Affairs. There are two youth organizations stated in the Youth Law 2005: The Viet Nam Youth Federation and The Ho Chi Minh Communist Youth Union, within the ruling party.

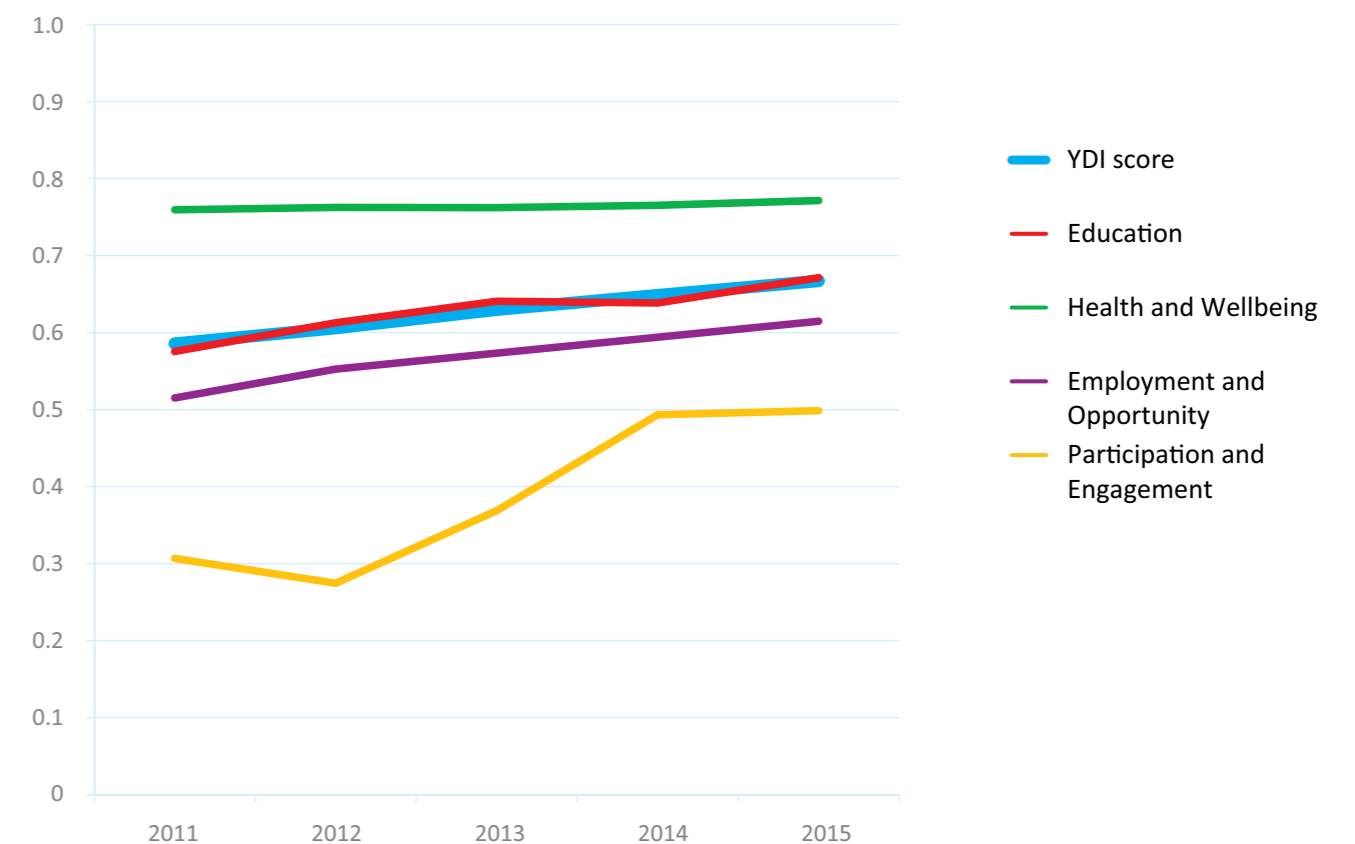
Viet Nam's overall YDI score in 2015 is 0.667 with a strong increasing trend from 2011. Viet Nam scored above the regional average in Education, Health and Wellbeing and Employment and Opportunity with Health and Wellbeing being its highest

scoring domain. *Sanitation* was the only indicator in the Health and Wellbeing domain to see notable improvement. Much of the data in the Education domain are imputations, but the data which has been made available shows improvement in *Enrolment in Secondary Education*.

The improvement in Employment and Opportunity can be largely attributed to a decrease in the number of youth *Not in Education, Employment or Training* dropping to 7.4 in 2014, and increases in *Account at a Financial Institution*. There was, however, a slight increase in the Adolescent Fertility Rate and the *Youth Unemployment Ratio* which negatively impacted on this domain.

Viet Nam also shows great improvement in the Participation and Engagement domain with the number of youth *Volunteered Time* almost doubling to 19 percent in 2015 and the number who *Helped a Stranger* increasing to 57 per cent.

Figure 15. Overall YDI and Domains scores for Viet Nam



# METHODOLOGY

**Imputation, banding, and calculation methods:** One of the common challenges in preparing YDI is data availability and consistency across the region. In order to overcome this constraint empirical and statistical techniques such as imputation, banding, and calculation methods are employed.

Where data was missing from the global sets used in the ASEAN YDI, AMS data was requested. Where this was not available, regional averages have been used in place of true data observations. This may skew countries' trends. To overcome this in the future it is hoped that data disaggregated by age be made available at the country level. Other disaggregation such as sex, gender, disability and religion may also allow for a more detailed view of how different youth cohorts fare against each other.

Once observations were finalised a banding process was used to place all indicators on the same scale with scores between 0 and 1. Where the direction of an indicator is negative (i.e. where an increase is a negative such as higher HIV prevalence) reverse banding was used.

For the purpose of this Report, noting data and time constraints, weighting of indicators has been done by attributing 30 per cent of the index to the first three domains (similar to that of the Global YDI) and 10 per cent to Participation and Engagement as it has only 2 indicators. The final weights can be seen in the table below. As reference for future work, the following are the existing methods for indicator weighting: (1) Expert Judgement; (2) Analytical Hierarchy Process (AHP); (3) Benefit of the doubt approach (BOD); (4) Public Opinion; (5) Budget Allocation Process (BAP); and (6) Multivariate Statistical Methods.





# Future considerations to strengthen the YDI

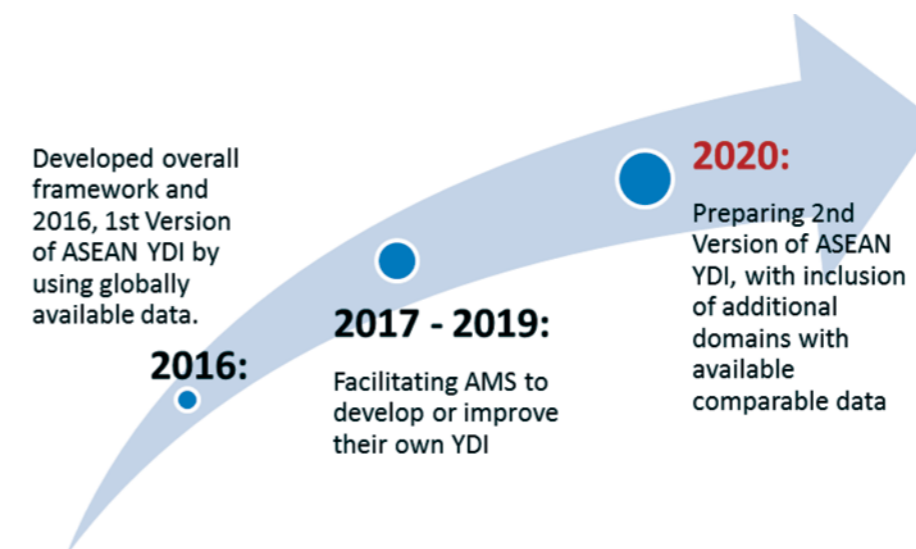
Table 7 Weighting of individual indicators

Domain	Indicator	Weights
Education	Enrolment in Secondary Education	7.5%
	Literacy Rate	7.5%
	Digital Natives	7.5%
	Gross Tertiary Graduation	7.5%
Health and Wellbeing	Youth Mortality	4.3%
	Mental Disorder YLL	4.3%
	Alcohol Abuse YLL	4.3%
	Drug Abuse YLL	4.3%
	HIV Rate	4.3%
	STIs	4.3%
	Sanitation	4.3%
	NEET	6.0%
Employment and Opportunity	Youth Unemployment Ratio	6.0%
	Adolescent fertility rate	6.0%
	Account at a financial institution	6.0%
	Child Marriage	6.0%
Participation and Engagement	Volunteered Time	5.0%
	Helped a Stranger	5.0%

As referred to above, the preparation of this first iteration of the ASEAN YDI included four out of the five domains. Available indicators with data were chosen from internationally credible sources. Calculation for ASEAN YDI 2016 is based on four domains and indicators (Domain 1-4), while Domain 5 on ASEAN Awareness, Values and Identity require further exploration.

Further to this, the areas of gender, inclusiveness and youth as a demographic dividend have been discussed and agreed upon as important to all AMS and as such are included below in the hope that improved data will become available for future YDIs, at both the regional and national levels.

Figure 14. Roadmap of ASEAN and AMS YDIs Preparation



## Comparison of ASEAN YDI with Commonwealth Global YDI

While the ASEAN YDI has been largely based on the 2016 Commonwealth Global YDI indicators there are a few notable differences:

1. *Gross Tertiary Graduation* has been included as the ASEAN Community commits to higher education.
2. *Prevalence of STIs* has been included to show commitment to sexual and reproductive health. It should be noted that this indicator is given as a rate but may include individuals with multiple STIs counted more than once. HIV remains an indicator but, as it is very low in many ASEAN countries now, this STI indicator was deemed necessary to fully capture sexual health in the region.
3. *Sanitation* has been included as the level and quality of both water and sanitation across the region vary significantly.
4. *Youth Not in Education, Employment or Training* has been included but it has been noted through the ASEAN YDI development process that this may not be the best measure for youth in the ASEAN region. For example, youth leaving the education system at young ages to enter work in rural areas are not counted in this measure even though they may be missing out on both educational and better employment opportunities in the future. The ILO has recommended that for future iteration working poverty statistics may better measure the situation of youth in the region. See succeeding box for details.
5. *Child marriage* has been included as an indicator as young marriages and partnerships are still common across much of the region having large impact on the lives and future opportunities for young females.
6. *Youth Policy* has been removed from the participation domain. This is not due to a lack of commitment from the ASEAN Member States to improve and develop evidence based youth policies at all levels of government, but instead reflects the different methods used which can go un-monitored in the global indicator. As such a summary of each country's youth policy has been collected and included in Annex 3. It is hoped that this will be turned into a measurable index for future iterations of the ASEAN Index.



## Measures of decent youth employment

Youth labour markets measures need to take into account both the quantity and quality of employment. This is most relevant when examining countries with a mix of income levels. For example, the lack of suitable (or any) jobs may correspond to a higher number of youth not in employment and also not in education or training, or NEET (SDG 8.6). While high NEET rates are worrisome for any country, they are most likely to be elevated where youth can afford not to be working, i.e. where a country has a certain level of development and thus more developed social protection systems, namely high and upper-middle income economies. Accordingly, in low and lower-middle income economies, NEET rates are likely to be lower, but are more likely to be due to the fact that youth in these countries cannot afford not to be working.

As such, it is necessary to also look at the quality of youth jobs alongside the availability and quantity of youth jobs. One indicator is the youth working poverty rate (within SDG indicator 1.1.1). This is defined as the share of youth employed who are living on less than \$3.10 PPP a day (which corresponds to the moderately poor international poverty threshold). These employed youths lack sufficient income to escape poverty. Moreover, working poor youth are more likely to be in informal and precarious working conditions, are unlikely to be eligible to social protection or employment protection legislation and are more likely to be in insecure and irregular working arrangements. While working poverty is not a major problem for high income economies, the inclusion of both NEET and working poverty would address the main challenges for youth employment in both lower and higher income ASEAN economies. (ILO)

## ASEAN Awareness, Values and Identity

Values are important element of civilization as they provide the basis for behaviour and actions (which result from a combination of knowledge and values) of individuals in the community. Awareness and practices of those values and behavior will form their identity. Integrating values and identity into human development is an important initiative as it is related to any tendencies for degradation of moral standards in public life and the wider impact on the community. The basic aim of integrating values and identity into youth development is to develop behaviours so as to be meaningful at both an individual and societal level and to enable their roles as catalysts and leaders in society. Russell (1960) has warned of the danger to society of behaviours lacking in values (wisdom):

“The human race has survived hitherto owing to ignorance and incompetence. But, given the knowledge and competence combined with folly, there can be no certainty for survival. Knowledge is power but it is power for evil just as much as it is for good. Unless man increases in wisdom as much as in knowledge, increase in sorrow is certain” (Bertrand Russell, 1960).

The ASEAN Region is rich in values derived and embedded in the faiths and cultures practised by people in the region. These faith-based values are present and guide behaviours in Hinduism, Buddhism, Christianity, Confucianism, and Islam, as well as in living cultures of the society. The decision to be part of ASEAN is an integral component of demonstrating understanding, recognition, respect, and tolerance for the values that exist in guiding the behaviour of ASEAN peoples. This is the basis for the principle adopted to guide interaction in the context of ASEAN, that is: “United in diversity”. This principle is actively guiding ASEAN peoples in efforts to realize and enjoy human rights and fundamental freedoms, higher quality of life and the benefits of community building - all reinforcing the sense of togetherness and common identity.



Among the keywords of the ASEAN Socio-Cultural Community (ASCC) Blueprint 2025 which may be used as indicators for the domain are as follows: *promotion of ASEAN awareness; equitable access and opportunities; inclusive and participatory; elimination of all forms of discrimination; promote culture of tolerance, understanding and mutual respect for religion and faiths; promote greater people-to-people interaction and mobility; encourage volunteerism; and intensify the promotion of the culture of peace and moderation.*

## Gender and Inclusion – leaving no one behind

The international community increasingly recognises the importance of closing gender gaps in development outcomes, and the value in implementing evidence-based policies which cater to the different needs of young males and females, including youth with disabilities, ethnic minorities, migrants, and youth from low socioeconomic groups or geographically remote communities. The pledge to “leave no-one behind” is at the heart of the 2030 Agenda. It means the Sustainable Development Goals and targets should be met for everyone, with a particular focus on the poorest, most vulnerable and furthest behind – those who are often the hardest to reach.

Gender equity is associated with higher levels of economic development, peacefulness and general well-being at all levels of society. This creates a platform for the younger generation to begin adulthood on an equal playing field and enjoy greater potential for progress. The Sustainable Development Goal 5 – *Achieve gender equality and empower all women and girls*, is one of many examples of the global commitment to inclusive, equal opportunity society. Gender gaps differ across regions, levels of development and countries, and need to be investigated at fine levels of disaggregation for evidence-based policy design. More quality data would assist to understand and develop targeted policy around gender issues.

**Gender mainstream, one programme at a time:** The lack of gender disaggregated data, especially in regard to youth, can be one of the principal challenges preventing implementation of a gendered approach. However, knowledge and best practice are continuously developing, making it even easier and more important to consider gender in programme planning and policy making.

**More and better data, disaggregated by age, gender and socioeconomic status, with attention to excluded groups:** The first step in achieving inclusion of all youth and closing the gender gap in youth development is to measure its extent of exclusion. Unfortunately, however, many of the key indicators used to assess youth development only measure outcomes in total. Too few datasets offer data disaggregated by gender or disadvantaged groups. Reporting data only in the aggregate informs on the total progress that a country is making, but can obscure the differences that might exist between male and female, rich and poor, rural and urban, and for marginalised groups of youth, including youth with disabilities.

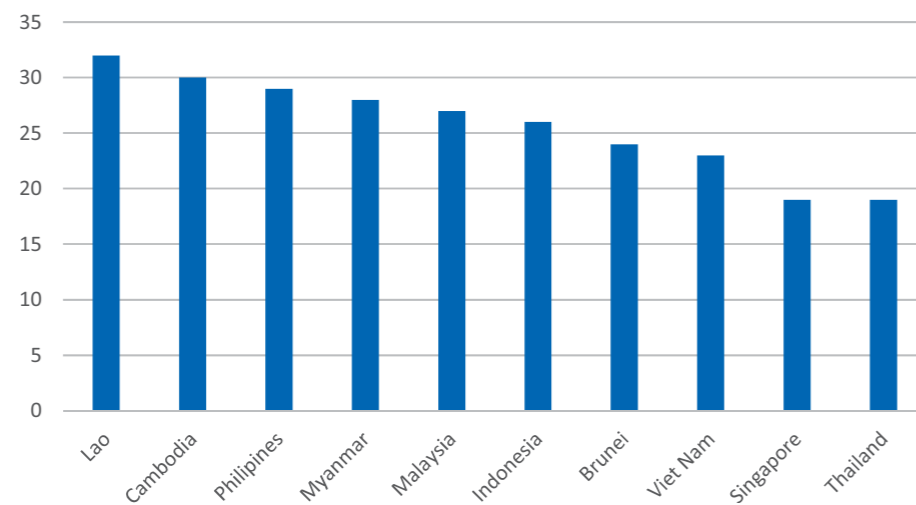


## Youth Dividend, Migration and Urbanisation

Understanding the demographic makeup of a society is an essential aspect of planning and informing youth policies. Accurate and timely demographic data is critical for the most elementary development planning. For instance, at the national level, knowing how many children will reach school age in a certain year informs planning for building schools and recruiting teachers. Similarly, accurate public health and migration data informs planning for hospital facilities, infrastructure and other public services. On regional and national levels, gathering demographic and population information allows for age and context appropriate policies and interventions.



Figure 16. Percentage of the Population who are Youth (15-24)

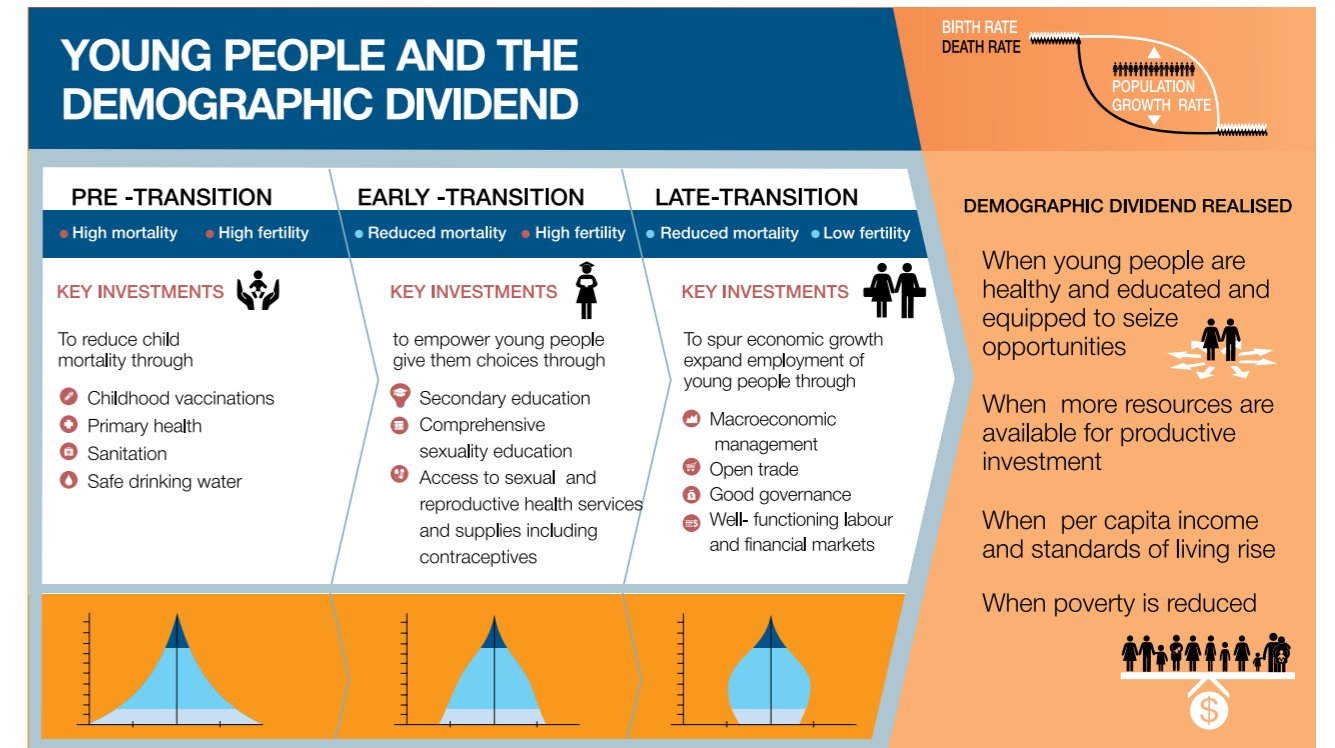


Source: UNFPA State of World Population 2016

The phenomenon of the 'youth bulge' is an important theme in development work and is often perceived as a negative issue. A large proportion of young people in a society are often associated with negative societal stressors, including high unemployment, civil and political instability and the intensification of youth related health issues such as teen pregnancy, drug use and HIV. Conversely however, the demographic opportunity that high numbers of young people may provide to broader society is becoming increasingly clear.



Figure 17. Young People and the Demographic Dividend

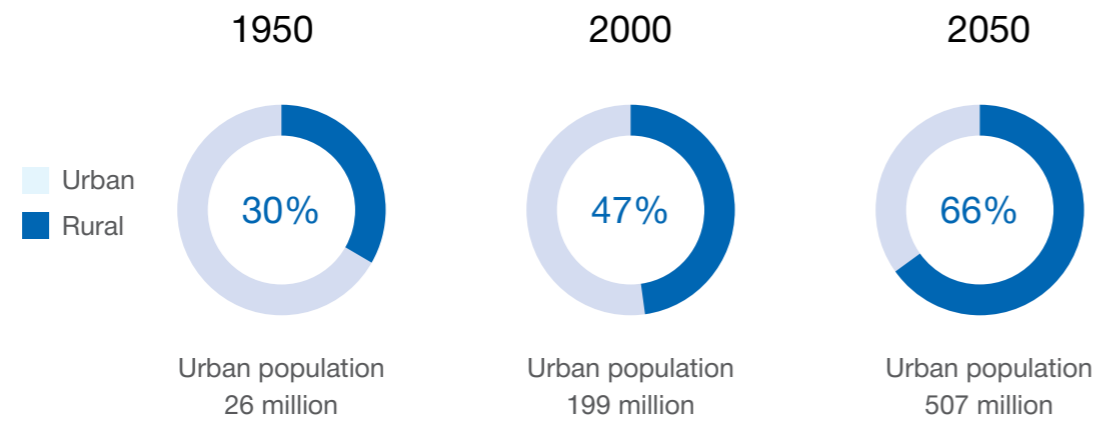


Adapted from UNFPA 2014

Migration – both domestic and international – adds a layer of complexity to understanding demographic patterns of youth development. In 2013, the nearly 51 million international migrants that were between the ages of 15 and 29 years made up 22 per cent of the global total. They were also fairly evenly sourced from more and less developed regions. (United Nations Department of Economic and Social Affairs, 2015). Within the migrant population younger people are more likely to relocate than older people, with the age distribution of migrants generally peaking in the mid- to late-twenties. (Global Migration Group. 2014).

Of note is the insufficient data on youth migration. While it is known that young people make up a sizable share of the global migrant population, detailed statistics for each country remain challenging to source. Principally, the reason a young person migrates is not often recorded, leaving policymakers with inadequate information to create accurate youth migration and remittance policies in both countries of origin and destination. A lack of publicly available information makes it challenging to accurately depict youth migration experiences and the ultimate effects on both migrants and society.

Figure 18. ASEAN Urban population



United Nations, Department of Economic and Social Affairs, Population Division (2014)



Internal migration from rural to urban areas is an important phenomenon which has contributed to urbanisation. In ASEAN in 2015, 301 million, 54% of the population, lived in urban areas. This proportion has grown rapidly from 47% in 2000. It is estimated that by 2050, two out of three people in ASEAN (66%) will be urban dwellers – 507 million people. Even by 2030, many young people in ASEAN will be living in mega-cities bigger than 10 million, with Bangkok and Ho Chi Minh City joining Manila and Jakarta (Martin Prosperity Institute 2017). Urbanisation has the potential to lead to economic development across the region if appropriate planning and development of young people is in place.

# The Youth's Dream for Future Mekong

by Tom Weerachat, member of the ASEAN Youth Forum

Tom was one of a group of 100 young activists who had travelled all the way from different countries in the ASEAN region and beyond to participate in a campaign organized by the Mekong Youth Assembly, International Accountability Project, The Center for ASEAN Studies, Chiang Mai University, Chiang Khong Mekong School on Local Knowledge and iMekong

titled “The Youth’s Dream for Future Mekong.” The group is working to promote sustainable development in the Mekong region. Young people shared their experiences and noted:

- “For us, rivers are not just water that is flowing. It’s the flow of our history, our culture, our ancestors’ stories and memories.”
- A young woman from Lao PDR, a country with the smallest population in the region but one of the richest in resources, added “I want to express my opinion about development in my country. I want to see sustainable development that allows communities to participate and acknowledges them as equals.”
- A Thai youth representative shared his experience working with different organizations that tended to limit the participation of young people because

they underestimated the capacity of the youth. He said “I hope that organizations out there would give opportunities to the youth. I hope our voices will be heard by governments and other organizations and I wish they will listen to what their children want to say.”

- The Vietnamese youth said “Development on the upstream countries have created huge problems for Viet Nam. We have to help one another to find solutions. In Viet Nam, we say a tree cannot make a mountain but many trees would become a mountain. I hope everybody will cooperate to protect the Mekong River.”



# CONCLUSION

A Youth Development Index is an instrument to monitor and improve policy, making policy evidence-based and more relevant to the needs and problems faced in youth development. Given the important role of YDI, ASEAN has taken the initiative to prepare this YDI, with the implementation gaining regional momentum in 2016. This first iteration of the ASEAN YDI does not seek to be perfect but to inform future improvements both in data and in understanding youth and the issues they face in the region.

This YDI shows that there have been many impressive improvements across the region, particularly in the area of Education. It also highlights that Employment and Opportunity is an area requiring future policy development. While the improvements made in domains are impressive, it is imperative that youth development be viewed holistically across all domains, including those of importance that we cannot yet measure adequately.

The data for this Report was derived from accessible international sources. However, it may not fully reflect the situation of the ASEAN Member States (AMS). For future iterations of the ASEAN YDI, it will be necessary to develop quality ASEAN information support systems from the AMS and ASEAN Secretariat to inform the next YDI. As the first version, the ASEAN YDI provides a picture of the recent situation regarding youth development and overall trends in the region.

Youth populations are key to the future of AMS and the YDI adds to the evidence base to create targeted and improved policy in ASEAN. This may complement policy design and evaluation as integral components of progressing youth development.

## References

ASEC. 2016. *ASEAN Statistical Leaflet 2016, Selected Key Indicators*. Jakarta: 2016.

ASEC. 2016. *ASEAN 2015: Forging Ahead Together*. Jakarta: 2016.

Global Migration Group. 2014. *Migration and Youth: Challenges and Opportunities*. <http://www.globalmigrationgroup.org/migrationandyouth>

Lin, J.Y., 2012. *Youth Bulge: A Demographic Dividend or a Demographic Bomb in Developing Countries. Let's Talk Development*. <http://blogs.worldbank.org/developmenttalk/youth-bulge-a-demographic-dividend-or-a-demographic-bomb-in-developing-countries>

Martin Prosperity Institute. 2017. *The Rise of the Urban Creative Class in South East Asia*. Toronto.

The Commonwealth. 2016. *Youth Development Index; Methodology Report*. The Commonwealth, London.

The Commonwealth. 2016. *Youth Development Index; Result Report*. The Commonwealth, London.

United Nations Department of Economic and Social Affairs. 2015. *International Migrant Stock* <http://www.un.org/en/development/desa/population/migration/data/>

United Nations, Department of Economic and Social Affairs, Population Division. 2014. *World Urbanization Prospects: The 2014 Revision*.

United Nations, Department of Economic and Social Affairs, Population Division. 2017. *World Population Prospects: The 2017 Revision*, custom data acquired via website

United Nations Educational, Scientific and Cultural Organization (UNESCO). 2010. *Comparing Education Statistics Across the World*. *Global Education Digest*.

United Nations Population Fund. 2014. *Gender-Equality*. <https://www.unfpa.org/gender-equality>

United Nations Population Fund. 2014. *State of the World Population 2014*.

United Nations High Commissioner for Refugees. 2013. *UNHCR's Engagement with Displaced Youth*. <http://www.unhcr.org/513f37bb9.pdf>

United Nations, DESA-Population Division and UNICEF. 2014. *Migration Profiles*. <https://esa.un.org/migmgprofiles/indicators/indicators.HTM#asia>

World Bank. 2013. *2013 World Development Report on Jobs*. <http://econ.worldbank.org/external/default/main?contentMDK=23044836&theSitePK=8258025&piPK=8258412&pagePK=8258258>

World Bank. 2015. *Gender at Work: A Companion to the World Development Report on Jobs*. <http://www.worldbank.org/en/topic/gender/publication/gender-at-work-companion-report-to-world-development-report-2013-jobs>

World Bank. 2015. *Migration, Remittances, Diaspora and Development*. <http://web.worldbank.org>

## Photos credits:

ASEAN – cover, pages 54-55

UNFPA – cover, pages 6, 8, 11, 12-13, 14, 22 Yenny Gamming, 24-25, 26, 30, 33, 61, 63, 64, 70 Karlien Truyens

ILO- cover Sophal Yin, page 59 BWI

ADB- page 66

Photoshare - page 56 © 1999 Song Kimhour

## Annex 1: ASEAN Community Blueprints and the Core Elements Related to Youth Development

No.	ASEAN Blueprints and Elements Related to Youth Development
1.	<b>ASEAN Socio-Cultural Community (ASCC) Blueprint.</b>
	<p><b>1. Engage and benefits the people.</b></p> <ul style="list-style-type: none"> <li>(A.2.vi: Promote ASEAN awareness among government officials, students, children, <b>youths</b> and all stakeholders as part of building ASEAN Identity)</li> </ul>
	<p><b>2. Inclusive.</b></p> <ul style="list-style-type: none"> <li>(B. Point 10: ... promotion of equitable access to opportunities for ASEAN peoples, and the promotion and protection of human rights of women, children, <b>youths</b>, the elderly/older persons, persons with disabilities, ...).</li> <li>(B.1.ii: Provide guidelines for quality care and support for women, children, <b>youths</b>, the elderly/older persons, persons with disabilities ...).</li> <li>(B.2.i: Enhance regional platforms to promote equitable opportunities, participation and effective engagement of women, children, <b>youths</b>, the elderly/older persons, persons with disabilities ...).</li> <li>(B.2.ix: Ensure inclusive, participatory and representative decision making at all levels with special attention to the needs of those in disadvantaged situations, including ethnic minority groups, children, <b>youths</b>, women, persons with disabilities, and the elderly/older person).</li> <li>B.3.vii: Enhance regional initiatives and stakeholder participation to promote the elimination of all forms of discrimination--institutionalized or otherwise--exploitation, trafficking, harmful practices, violence and abuse against children, women, person with disabilities, <b>youth</b> ...)</li> </ul>

No.	ASEAN Blueprints and Elements Related to Youth Development
	<p><b>3. Sustainable.</b></p> <ul style="list-style-type: none"> <li>(C.1.ii: Strengthen regional cooperation on sustainable forest management in the context of forest fire prevention and control, including through the implementation of the ASEAN Agreement on Transboundary Haze Pollution, to effectively address transboundary haze pollution. This point related to the <b>health and welfare impacts to children and youth</b> in affected area).</li> <li>(C.1.vii: Promote cooperation on environmental management towards sustainable use of ecosystems and natural resources through environmental education, community engagement and public outreach, which systematically <b>involve and targeted the youth</b>).</li> <li>(C.4.ii: Promote environmental education (including <b>eco-school practice</b>), awareness, and capacity to adopt sustainable consumption and green lifestyle at all levels).</li> </ul>
	<p><b>4. Resilient.</b></p> <ul style="list-style-type: none"> <li>(D.Point 17: ... to forge a more resilience future by reducing existing disaster and climate-related risks, preventing the generation of new risks and adapting to a changing climate, ..., and thus strengthening resilience), including for <b>youth</b>).</li> <li>(D.4: Strengthened social protection for women, children, <b>youths</b>, the elderly/older persons, persons with disabilities ...).</li> <li>(D.6.ii: Enhance community awareness and social responsibility on the ill-effects of dangerous drugs through community engagement, advocacy and other relevant activities), which <b>involve youth sector</b>.</li> </ul>

No.	ASEAN Blueprints and Elements Related to Youth Development
	<p><b>5. Dynamic.</b></p> <ul style="list-style-type: none"> <li>(E.1.i: Encourage freedom of universal access to information and communication technology in accordance with national legislation, including <b>for youths</b>).</li> <li>(E.1.ii: Promote culture of tolerance, understanding and mutual respect for religious and interfaith dialogue, including <b>among youths</b>).</li> <li>(E.1.v: Promote greater people-to-people interaction and mobility within and outside ASEAN, including <b>among youth</b>).</li> <li>(E.1.ix: Encourage volunteerism among ASEAN Member States to strengthen the ASEAN Community, including in <b>youth sector</b>).</li> <li>(E.2.i: Enhance the competitiveness of ASEAN <b>human resources</b> through the promotion of <b>life-long learning</b> pathways, <b>equivalencies and skills development</b> as well as the use of information and communication technologies across the age groups).</li> </ul>
	<ul style="list-style-type: none"> <li>(E.2.ii: Promote an innovative ASEAN approach to <b>higher education</b>, incorporating academics, community service, regional placement, and <b>entrepreneurship incubation and support</b>).</li> <li>(E.2.iii: Encourage <b>regional cooperation</b> in the areas of <b>education, training and research ...</b>).</li> <li>(E.2.iv: Promote the <b>free flow</b> of ideas, knowledge, <b>expertise, and skills</b> to inject dynamism within the region).</li> <li>(E.2.v: <b>Strengthening curricula and system of education</b> in science, technology and creative disciplines).</li> <li>(E.2.vi: Encourage and support <b>creative industry and pursuits</b>, such as film, music, and animation).</li> <li>(E.2.ix: Encourage the government, private sector and community to develop a <b>system of continuous training and re-training</b> to support <b>life-long learning</b> and <b>workforce development</b>).</li> <li>(E.3.ii: Promote and nurture creative and inclusive social entrepreneurship for <b>youths</b>, persons with disabilities, women and vulnerable and marginalised groups).</li> </ul>

No.	ASEAN Blueprints and Elements Related to Youth Development
<b>2.</b>	<b>ASEAN Economic Community (AEC) Blueprint.</b>
	<p><b>1. Highly integrated and cohesive economy.</b></p> <ul style="list-style-type: none"> <li>(A1.10.ii: Simplify and strengthen the implementation of the Rules of Origin (ROO)... in particular the participation of MSMEs to encourage them to expand, upgrade, and deepen their linkages within the region. The MSMEs development will also <b>benefit youth's</b> active in this aspect).</li> <li>(A.4.17.ii: Promote financial inclusion to deliver financial products and services to a wider community that is under served, including MSMEs. The financial inclusion will <b>benefit youth's</b> active in this aspect).</li> <li>(A.5.19: Facilitating movement of <b>skilled labor (youth component)</b> by ... allow practitioners in eight professions to practice in other ASEAN Member States through mutual recognition of their qualification).</li> </ul>
	<p><b>2. A competitive, innovative and dynamic ASEAN.</b></p> <ul style="list-style-type: none"> <li>(B.4.33.ii: Strengthen the competitiveness of MSMEs sector in ASEAN through the application of science and technology (S&amp;T) tools and methodologies, involving <b>youth</b> MSMEs actors).</li> <li>(B.4.34.ii: Place a greater focus on entrepreneurship, and development of business incubator programmes for commercialization, with <b>youth</b> as target group).</li> <li>B.8.40: ASEAN would actively promote green development by developing a sustainable growth agenda that promotes the use of clean energy and related technologies, including renewable energy through green technology, with <b>youth</b> as the active players.</li> </ul>
	<p><b>3. Information and communication technology.</b></p> <ul style="list-style-type: none"> <li>(C.2.51.ii: People integration and empowerment through ICT: Strengthen digital inclusion efforts to empower individuals (including <b>youth</b>) and to enable community development, and explore new ways to enhance internet broadband penetration and affordability in ASEAN).</li> <li>(C.2.51.v: Human capital development: Strengthen the professional development of the ICT workforce (including <b>youth</b>) in the region).</li> <li>(C.5.59.i.d: Raise capacity and capability of tourism human capital, including <b>youth</b>).</li> <li>(C.5.59.ii.a: Mainstream local community (including <b>youth</b>) and public-private sector participation in the tourism value chains at the destination level).</li> </ul>

No.	ASEAN Blueprints and Elements Related to Youth Development
	<p><b>4. Resilient, inclusive, people oriented and people-centered ASEAN.</b></p> <ul style="list-style-type: none"> <li>(D.1.68: Strengthening the role of micro, small, and medium enterprises by enhancing networking, information flows and capacity building (of and for <b>youth</b>) in the following dimensions: access to finance, technology and innovation, markets, human resources development and enabling policy and regulatory environment).</li> <li>(D.1.69.i: ... to drive MSMEs productivity and innovation as well as inclusive and equitable development, and gender opportunities for MSMEs, by targeting <b>youth</b> actors).</li> <li>(D.1.69.ii: ... promote financial inclusion and literacy and the ability of MSMEs to be better engaged in the financial systems, by targeting <b>youth</b> actors in this Domain).</li> <li>(D.1.69.v: Promote entrepreneurship and human capital development by creating a more conducive environment for entrepreneurship through the ASEAN On-line Academy; and enhancing human capital development for MSMEs, in particular <b>youth</b> and women).</li> </ul>
<b>3.</b>	<b>ASEAN Political Security Community (APSC) Blueprint.</b>
	<p><b>1. Rule-based, people-oriented, people-centered community.</b></p> <ul style="list-style-type: none"> <li>(A.1.5.i: Encourage the ASEAN Secretariat and the ASEAN Foundation in coordination with relevant ASEAN Bodies to promote awareness and understanding of ASEAN, which one of the target group is the <b>youth</b>).</li> <li>(A.1.5.ii: Promote, in coordination with relevant ASEAN Bodies, the inclusion of ASEAN studies in the curricula of educational institutions of AMS).</li> <li>(A.1.6.i: Promote the inclusion of the study of political and legal systems, culture and history of AMS in school curricula to enhance understanding of and respect for the common identity and diversity of ASEAN).</li> <li>(A.1.6.iii: Encourage the exchange of students at high school and university levels to increase their knowledge of AMS and ASEAN cooperation).</li> <li>(A.2.1.i: Convene seminars, training programmes and other capacity building activities for government officials, think tanks, <b>youth</b> as well as civil society organization (CSOs), in collaboration with external parties to share experiences on democracy and principles of democracy).</li> <li>(A.3.1.ii: Intensify the involvement of all members of the community, including <b>youth</b> in activities relevant to the promotion of the culture of peace and moderation, through the conduct of workshop and seminars and other activities).</li> </ul>

No.	ASEAN Blueprints and Elements Related to Youth Development
	<ul style="list-style-type: none"> <li>(A.3.2.vi: Provide the space, support and mechanisms to cultivate emerging leadership from various stakeholders, including women and <b>youth</b> to help enhance ASEAN innovativeness and vitality to effectively meet global challenges, including the rise of violent extremism).</li> <li>(B.3.3.vi: Pursue our aspiration of a drugs-free ASEAN by sharing best practices and promote education and advocacy programmes targeting all sectors of society, particularly <b>youth</b>).</li> </ul>

## Annex 2: The Vision and Sub Goals/Priorities of the ASEAN Work Plan on Youth 2016-2020

### The Vision of ASEAN Education Sector

The ASEAN Youth Sector will continue to promote a Community that recognizes the importance of youth as the future of ASEAN, and one with an enhanced awareness of ASEAN as a region. The focus on youth development in the region remains, with emphasis on youth leadership, volunteerism and addressing youth unemployment through, mutually beneficial exchange programme as well as robust life-long learning and capacity building programmes.

### Sub Goals/Priorities of the ASEAN Work Plan on Youth 2016-2020

The ASEAN Work Plan on Youth 2016-2020 was endorsed by the Eighth ASEAN Senior Officials Meeting on Youth (SOMY VIII) in Siem Reap, Cambodia on 25 August 2016 and was subsequently adopted by the Tenth ASEAN Ministers Meeting on Youth (AMMY X) in Jakarta, Indonesia on 20 July 2017.

The sub-goals and priorities of the ASEAN Work Plan on Youth 2016-2020 are anchored on the ASCC Blueprint 2025 as follows:

1.	Sustain the focus on youth entrepreneurship through structured capacity building and mentoring programmes
2.	Enhance youth employability through skills training and life-long education
3.	Enhance awareness and appreciation of an ASEAN community through mutually beneficial people-to-people exchange programmes
4.	Strengthen youth involvement and participation in building an ASEAN community through volunteerism opportunities and leadership programmes
5.	Increase youth competencies and resilience with advanced technological and managerial skills



## Annex 3: Review of Youth Policies of the ASEAN Member States



### Indonesia

- ✓ Youth Policy/Law
  - Law No. 40 of 2009 on Youth
  - Law No. 23 of 2002 on Child Protection
  - Law No. 20 of 2003 on The National Education System
  - Law No. 36 of 2009 on Health
  - Law No. 52 of 2009 on Population Growth and Family Development
  - Government Regulation No. 41 of 2011 on Development of Youth Entrepreneurship and Initiative as well as Provision of Youth Infrastructure and Facilities
  - Regulation of the Ministry of Female Empowerment and Child Protection No. 3 of 2011 on Child Participation in Development
- ✓ National Youth Action Plan (2016-2019)
  - National Action Plan for Youth
  - Includes strategic issues, strategy, policy, and Monitoring and Evaluation mechanism
- ✓ Government machinery to implement youth policy
  - Ministry for Youth and Sports
  - Youth policies are mainstreamed into other ministries as well



### Lao PDR

- ✓ Youth Policy/Law
  - On process of making roadmap 2017-2019 for National Policy Youth and Law
- ✓ National Youth Strategy (2016-2020)
  - 5 Year Plan of Youth Development
  - 7 programs and 42 projects
- ✓ Adolescent and Youth situation analysis report
  - Focus sectors: education, health, employment, participation, protection
- ✓ Government machinery to implement youth policy
  - Lao Youth Union Network: Central, Provincial, District level
  - National Youth Leader is a member of Lao National Youth Parliament



### Malaysia

- ✓ Youth Policy
  - Malaysian Youth Policy (updated in 2015)
- ✓ Youth Law
  - Youth Societies and Youth Development Act 2007
- ✓ Government machinery to implement youth policy
  - Led and coordinated by the Ministry of Youth and Sports
  - Supported by Federal Agencies and State Government
- ✓ Youth Council
  - National Youth Consultative Council
  - Malaysia Youth Council
  - Malaysia Youth Parliament
  - National Students Consultative Council (NSDC)



## Myanmar

- ✓ **Youth Policy**
  - In the process of making a draft for National Youth Policy
- ✓ **Government machinery to implement youth policy**
  - Ministry of Social Welfare, Relief, and Resettlement
  - Ministry of Education
  - Other related Ministries are mainstreamed into Youth Policy
- ✓ **Youth Council**
  - National Youth Congress
  - State and Regional level youth organisations
  - Community level youth organisations



## Singapore

- ✓ **Youth Policy/Law**
  - No specific youth work policy but there are existing policies and protections under other ministries or agencies that govern young people's lives in various domains such as education, employment, human rights, marriage, health, housing, etc.
  - Examples of regulations and policies that cover youth include: Ministry of Manpower – The Employment Act; Ministry of Social and Family development – The Children and Young Persons Act, The Women's Charter; Ministry of Health – National health insurance through the MediShield Life Scheme; Housing and Development Board – Access to public housing through Housing Grant Schemes, Parenthood Provisional Housing Scheme
- ✓ **Youth Representation Mechanism**
  - Ministry of Culture, Community and Youth (MCCY)
  - National Youth Council – including Outward Bound Singapore and Youth Corps Singapore



## Philippines

- ✓ **Youth Policy/Law**
  - Republic Act 8044: Youth in Nation-Building Act of 1995
  - Sangguniang Kabataan (SK) Reform Act of 2015
- ✓ **National Youth Strategy/Action Plan**
  - Philippine Youth Development Plan
  - Philippine Youth Development Index
- ✓ **Key Sectoral Youth Policies/Strategies**
  - Philippine Labor and Employment Plan: Inclusive Growth Through Productive and Decent Work
  - Abot Alam: Program for out-of-school youth
  - Unified Financial Assistance for Students (UNIFAST)
  - National Action Plan for Youth, Employment and Migration (NAP-YEM)
  - Laws on Children: Republic Act 7610 Special Protection of Children; Republic Act 9344 Juvenile Justice and Welfare Act of 2006; Republic Act 10364 The Expanded Anti-Trafficking Act; Republic Act 10533 Enhanced Basic Education Act of 2013; Republic Act 10687 Unified Student Financial Assistance System for Tertiary Education Act; Republic Act 10679 Youth Entrepreneurs Act
- ✓ **Government machinery to implement youth policy and youth representation mechanisms**
  - National Youth Commission
  - Local Youth Development Councils (LYDC)
  - Local Youth Development Office
  - Local Councils for the Protection of Children and Youth
  - Sangguniang Kabataan
  - National Youth Parliament
  - Local Councils for the Protection of Children
  - Children and Youth Desks



## Thailand

- ✓ Youth Policy/Law and Strategy
  - National Child and Youth Development Promotion Act B.E. 2550 (2007)
- ✓ National Youth Action Plan
  - National Child and Youth Development Plan B.E. 2555-2559 (2012-2016)
- ✓ Government machinery to implement youth policy
  - Department of Children and Youth
  - Ministry of Social Development and Human Security
  - National Commission on the Promotion of Child and Youth Development
- ✓ Youth Council
  - National Children and Youth Council
  - Bangkok Children and Youth Council
  - Provincial Children and Youth Council
  - District Children and Youth Council
  - Sub-district Children and Youth Council
- ✓ Other youth representation mechanisms
  - Public-Private People Partnership (PPP)
  - Network of councils for development in southern border of Thailand
  - Network of provincial youth council
  - Association of volunteers in southern border of Thailand
  - CRC Coalition Thailand
  - National Council for Child and Youth Development under the Royal Patronage of HRH Princess Maha Chakri Sirindhorn



## Vietnam

- ✓ Youth Policy/Law
  - Youth Law (2005- present)
- ✓ National Youth Strategy
  - Vietnam Youth Development Strategy (2011-2020)
- ✓ National Youth Action Plan
  - National Youth Development: strategy implementation and consultation (2012-present)
- ✓ Key sectoral youth policies/strategies
  - Financial assistance for poor youth
  - Policy for volunteer youth
- ✓ Government machinery to implement youth policy
  - National committee on youth of Vietnam, under Ministry of Home Affairs
- ✓ Youth Council
  - Ho Chi Minh Youth Communism Organization
- ✓ Youth Parliament
  - National Assembly: pilot since 2015

## Annex 4: List of ASEAN Senior Officials Meeting on Youth (SOMY) Leaders and Focal Points (As of August 2017)

### 1. BRUNEI DARUSSALAM

*SOMY Leader*

**Dato Paduka Dr Awang Haji Affendy bin Pehin Orang Kaya Saiful Mulok Dato Seri Paduka Haji Abidin**

Permanent Secretary  
Ministry of Culture, Youth and Sports

*Focal Points*

**Mr. Haji Rosmadee Haji Mohd Daud**

Acting Director  
Youth and Sports Development Division  
Ministry of Culture, Youth and Sports

**Mr. Zafri Mohamed**

Acting Director  
Department of Youth and Sports  
Ministry of Culture, Youth and Sports

**Ms. Normie Ramlie**

Project Youth Officer  
Ministry of Culture, Youth and Sports

### 2. CAMBODIA

*SOMY Leader*

**Mr. Tauch Choeun**

Director-General of Youth  
General Department of Youth  
Ministry of Education, Youth and Sports

*Focal Points*

**Mr. Suong Savath**

Deputy Director  
Information and ASEAN Affairs Department  
Ministry of Education, Youth and Sports

**Mr. Som Savoeun**

Director of Youth  
Department of Youth  
Ministry of Education, Youth and Sports

**Ms. Tep Sinath**

Head of Policy Implementation Section  
General Secretariat of Cambodian National Youth Council for Youth Development  
Chief of Secretariat, Department of Youth  
Ministry of Education, Youth and Sports

### 3. INDONESIA (SOMY CHAIR)

*SOMY Leader*

**Mr. Jonni Mardizal**

Deputy Minister for Youth Development  
Ministry of Youth and Sports

*Focal Points*

**Drs. Wisler Manalu, M.M**

Assistant Deputy for Youth Partnership

**Drs. Imam Gunawan, MAP**

Secretary Deputy for Youth Empowerment

**Mr. Abri Eko Noerjanto**

Head of Division

**Ms. Ratih Usmawati**

Sub-sector Chief, Multilateral Affairs

**Ms. Rahma Novita**

Sub-sector Chief, Multilateral Partnership

**Ms. Fitra Tri Aprilianingtyas**

Analys for Multilateral Policy

### 4. LAO PDR (SOMY VICE-CHAIR)

*SOMY Leader*

**Mr. Somkiao Kingsada**

Deputy Permanent Secretary  
Lao Youth Union

*Focal Points*

**Mr. Thongsanith Phanphengdy**

Director of International Relations Division  
Lao Youth Union

**Ms. Sisomphone Tipanya**

Deputy Director of International Relations Division  
Lao Youth Union

**Mr. Thitphasavanh Sayavong**

Official of International Relations Division  
Lao Youth Union

**Mr. Viengkeo Khaopaseuth**

Deputy Director  
ASEAN Socio-Cultural Community Division  
ASEAN Department, Ministry of Foreign Affairs

**Ms. Anitta Phanthavone**

Official, ASEAN Socio-Cultural Community Division  
ASEAN Department, Ministry of Foreign Affairs

### 5. MALAYSIA

*SOMY Leader*

**Dato' Lokman Hakim bin Ali**

Secretary General Ministry  
of Youth and Sports Malaysia

*Focal Points*

**Mr. Ajitpal Singh**

Under Secretary  
International Relations Division  
Ministry of Youth and Sports Malaysia

**Ms. Alina Cheong**

Senior Assistant Secretary  
International Relations Division  
Ministry of Youth and Sports, Malaysia

### 6. MYANMAR

*SOMY Leader*

**U Soe Kyi**

Director General  
Department of Social Welfare  
Ministry of Social Welfare, Relief and Resettlement

*Focal points*

**Mr. Aung Kyaw Moe**

Director  
Child and Youth Section  
Department of Social Welfare  
Ministry of Social Welfare, Relief and Resettlement

**Ms. Khin Thuzar**

Deputy Director  
Child and Youth Section  
Department of Social Welfare  
Ministry of Social Welfare, Relief and Resettlement

### 7. PHILIPPINES

*SOMY Leader*

**Cariza Y. Seguerra**

Undersecretary  
Office of the President of the Philippines  
National Youth Commission

*Focal Points*

**Mr. Paul Anthony Panglininan**

Assistant Secretary  
Office of the President of the Philippines  
National Youth Commission

*SOMY Alternate*

**Dr. Nielex C. Tupas**

Executive Director and Chief Operations Officer  
Office of the President of the Philippines  
National Youth Commission

**Ms. Marielou A. Chua**

Chief, Social Marketing Division  
Office of the President of the Philippines  
National Youth Commission

**Ms. Mignonette dela Paz-Reposar**

Presidential Staff Officer IV  
Communication Unit  
Social Marketing Division  
Office of the President of the Philippines  
National Youth Commission

### 8. SINGAPORE

*SOMY Leader*

**Mr. Christopher Pragasam**

Director (Youth Engagement)  
National Youth Council

*Focal Points*

**Mr. Jedidiah Tan**

Deputy Director (Young Adult Engagement)  
National Youth Council

**Mr. Wai Chung Tai**  
Head (International Affairs)  
National Youth Council

**Mr. Izzat Rusydi Jufri**  
Manager (International Affairs)  
National Youth Council

**Mr. Ephraim Loy Suan Je**  
Assistant Director, Corporate Communications  
Division  
Ministry of Culture, Community and Youth (MCCY)

**Ms. Samantha Leong Li Xian**  
Manager, Corporate Communications Division  
Ministry of Culture, Community and Youth (MCCY)

**Mr. Jason Boey Foo Keong**  
Senior Executive, Corporate Communications  
Division  
Ministry of Culture, Community and Youth (MCCY)

**Mr. Asif Iqbal**  
Assistant Director, Youth Division  
Ministry of Culture, Community and Youth (MCCY)

**Ms. Tan Li Ling**  
Assistant Manager, Youth Division  
Ministry of Culture, Community and Youth (MCCY)

**Ms. Joycelyn Yeo Lin**  
Senior Executive, Youth Division  
Ministry of Culture, Community and Youth (MCCY)

## 9. THAILAND

*SOMY Leader*

**Mr. Vitat Tachaboon**  
Director-General  
Department of Children and Youth  
Ministry of Social Development and Human Security

*Focal Points*

**Mrs. Manit Maneethum**  
Deputy Director-General  
Department of Children and Youth  
Ministry of Social Development and Human Security

**Mrs. Sirathip Phasrisombat**  
Director  
Strategy and Planning Division  
Department of Children and Youth  
Ministry of Social Development and Human Security

**Ms. Sangdao Aree**  
Director, International Cooperation Group  
Strategy and Plan Division  
Department of Children and Youth  
Ministry of Social Development and Human Security

**Mr. Krissada Promvek**  
Plan and Policy Analysis Professional Level  
International Cooperation Group  
Strategy and Plan Division  
Department of Children and Youth  
Ministry of Social Development and Human Security

## 10. VIET NAM

*SOMY Leader*

**Ms. Pham Thi Phuong Chi**  
Director General  
Youth International Cooperation Development  
Center (CYDECO)  
National Committee on Youth of Vietnam

*Focal Points*

**Ms. Bui Diem Huong**  
Deputy Director General  
Youth International Cooperation Development  
Center (CYDECO)  
National Committee on Youth of Vietnam

**Mr. Tran Trung Hieu**  
Program Officer  
Youth International Cooperation Development  
Center (CYDECO)  
National Committee on Youth of Vietnam

# Annex 5: The ASEAN Youth Development Index (YDI) Taskforce

## ASEAN YDI TASK FORCE MEMBERS

### 1. BRUNEI DARUSSALAM

**Ms. Fauziah Salleh**  
Acting Deputy Director  
Ministry of Culture, Youth and Sports

**Ms. Hajah Normie Haryanti Haji Ramli**  
Project Officer  
Ministry of Culture, Youth and Sports

### 2. CAMBODIA

**Mr. Chiv Ratha**  
Deputy Director of Youth  
General Department of Youth  
Ministry of Education, Youth and Sports

### 3. INDONESIA

**Drs. Mirhan Tabrani, M.Ed.**  
Head Division for International Partnership  
Ministry of Youth and Sports

### 4. LAO PDR

**Mr. Somkiao Kingsada**  
Deputy Chief of Cabinet/Head of Youth Research  
and Analysis Team  
Cabinet Office  
Lao Youth Union

### 5. MALAYSIA

**Dr Zainah Shariff**  
Chief Executive Officer  
Institute for Youth Research Malaysia

### 6. MYANMAR

**Mr. Aung Kyaw Moe**  
Director  
Department of Social Welfare  
Ministry of Social Welfare, Relief and Resettlement

### 7. PHILIPPINES

**Ms. Cynthia Alvarez Enriquez**  
Presidential Staff Officer IV  
Head of Policy Development Unit/Policy Monitoring  
and Evaluation Division (PRMED)  
National Youth Commission of the Philippines

**Mr. Teodolfo Fuentes Bonitez**  
Presidential Staff Officer/Statistician  
National Youth Commission of the Philippines

### 8. SINGAPORE

**Ms. Jeanette Chen**  
Head (Research)  
National Youth Council Singapore

**Ms. Charlene Yeo**  
Manager (Research)  
National Youth Council

### 9. THAILAND

**Ms. Chayatada Prapasathid**  
Social Development Worker, Experienced Level  
Research and Evaluation Group, Strategy and Plan  
Division  
Ministry of Social Development and Human Security

**Ms. Sangdao Aree**  
Director of International Cooperation Group  
Strategy and Plan Division  
Department of Children and Youth  
Ministry of Social Development and Human Security

### 10. VIET NAM

**Mr. Tran Trung Hieu**  
ASEAN Cooperation Project Manager  
Youth International Cooperation Development  
Center (CYDECO)  
National Committee on Youth of Viet Nam

ASEAN YDI CONSULTANTS

1. Prof. Dr. Helmi

Andalas University, Padang, Indonesia

2. Ms. Gemma Wood

Numbers and People Synergy, Australia

UNFPA APRO

1. Dr. Josephine Sauvarin

Adviser on Adolescent & Youth Programme  
United Nations Population Fund- Asia Pacific  
Regional Office

2. Ms. Erika Isabel B. Yague

Consultant - Adolescent & Youth Programme  
United Nations Population Fund- Asia Pacific  
Regional Office

3. Ms. Chutatip Taweasuk

Programme Assistant  
United Nations Population Fund- Asia Pacific  
Regional Office

EDUCATION, YOUTH AND SPORTS  
DIVISION, THE ASEAN SECRETARIAT

1. Ms. Abigail C. Lanceta

Assistant Director/Head of the Education,  
Youth and Sports Division

2. Ms. Sara Abdullah

Senior Officer, Education, Youth and Sports Division

3. Mr. Andy Remy Rohadian

Senior Officer, Education, Youth and Sports Division

4. Ms. Revina Indra Putri

Technical Assistant, Education, Youth and Sports  
Division

5. Ms. Tanya Edwina

Project Assistant, Education, Youth and Sports  
Division

6. Ms. Margina

Secretary, Education, Youth and Sports Division

NOTES

---



---



---



---



---



---



---



---



---



---



---



---



---



---



---



---



---



---



---



---



---



---



© ASEAN, 2017