

COVID-19 Situational Report in the ASEAN Region

ASEAN BioDiaspora Virtual Center (ABVC)

as of December 20, 2021



COVID-19: Highlights and Situation Overview

Global Update

- Worldwide, there have been over 275 million cases and over 5 million deaths attributed to COVID-19.
- According to the World Health Organization (WHO), over four million new cases (2.5% decrease over last week) and about 46,000 new deaths (10.8% decrease over last week) were reported globally during the week of December 6 to December 12. The African region reported the largest increase in new cases (+111%) compared to the previous week. The only other region reporting an increase in new cases is the Western Pacific region (+7%), with all other regions reporting a decrease of less than 10% in new cases. The Americas and South-East Asian regions are reporting the largest decrease in new cases in the last seven days with a 10% decline compared to the previous week. The Western Pacific region is the only region reporting an increase in new deaths (+4%) compared to last week, while all other regions observed a decrease of greater than 3% in new deaths in the past week. The South-East Asian region reported the largest decrease in new deaths (-50%) compared to the previous week. Based on the BlueDot COVID-19 Data Suite, as of December 16, the top five countries with the highest seven-day rolling average number of daily new cases are the United States, United Kingdom, France, Germany, and Russia. The top five countries/ territories with the highest seven-day rolling average number of daily new cases per million population are San Marino, Andorra, Northern Mariana Island, Denmark, and Jersey. As of December 16, Europe is the continent with the largest proportion of countries (39%, or 20 out of 51) with a high incidence rate (>350 per 100,000 over the past 14 days) and a stable or increasing trend in daily new cases over the last seven days. Africa has the highest proportion of countries (34%, or 19 out of 56) with a low (≤ 140) to moderate (140.1 - 350) incidence rate and an increasing trend in new cases over the last seven days. South America has the highest proportion of countries (79%, or 11 out of 14) reporting a low incidence rate (≤ 140) with a stable or decreasing trend in new cases.
- According to a media release from Hong Kong University, preliminary research provides a possible explanation as to why there has been unprecedented growth and greater transmissibility associated with the Omicron variant. In this tissue culture study, isolated virus of the Omicron lineage was introduced to lung tissue and the rate of viral replication was quantified. The Omicron variant replicated faster in bronchi tissue (which is the entryway into the lower respiratory tract leading to the lungs) than the Delta variant or the ancestral strain. After 24 hours post-infection, there was greater viral concentration/titer in the bronchi tissue for the Omicron variant compared to the Delta variant or the ancestral strain; however, the two variants of concern were not significantly different in amounts after 48 hours from infection. Due to the similar levels of virus detected in the tissues infected with Omicron or Delta variant after 48 hours, it is difficult to discern conclusively whether either variant behaves differently within populations based on this study alone. In lung tissue, there was a reduction in replication for the Omicron variant compared to the ancestral strain at both time points. The rapid growth of Omicron within the airways may contribute to the increased transmission, and the reduced presence within the lungs may result in less damage due to infection, suggesting a lower disease severity. However, results may not translate to the real-world as a tissue culture study cannot consider the complexities of the immune system in a person and differing demographics contributing to heterogeneous disease severities, and hence, results should be interpreted with caution. Additional surveillance data and real-world studies are required to support the question of severity; regardless, the highly transmissible Omicron variant poses a significant burden, through reduced immunity derived from vaccine or prior infections, causing a greater number of infections.

- As of December 15, a total of 29,898 confirmed cases of the Omicron variant (B.1.1.529) reported across 90 countries.

Country	Total number of confirmed cases	New case/s	Evidence of local transmission
Australia	42	0	Evidence of community transmission
Austria	71	0	
Belgium	121	0	
Botswana	84	5	
Brazil	8	0	
Canada	547	0	
Croatia	8	2962	
Czech Republic	10	0	
Denmark	9009	0	
Finland	34	0	
France	170	0	
Germany	102	0	
Greece	10	0	
Hungary	2	0	
Iceland	40	0	
India	90	52	
Ireland	42	0	
Israel	63	0	
Italy	27	0	
Namibia	18	0	
Nepal	3	0	
Netherlands	123	0	
Nigeria	11	0	
Norway	1792	0	
Portugal	69	0	
Singapore	16	0	
South Africa	1247	347	
South Korea	63	0	
Spain	51	0	

Sweden	51	0	
Switzerland	16	0	
United Kingdom	14909	3200	
United States	679	389	
Zambia	3	0	
Zimbabwe	50	0	
Argentina	1	0	Imported cases only
Bahrain	1	0	
Bangladesh	2	0	
Bermuda	4	0	
Chile	2	0	
China	2	0	
Cuba	1	0	
Cyprus	3	0	
Estonia	6	0	
Fiji	2	0	
Guernsey	1	0	
Japan	12	0	
Kuwait	1	0	
Latvia	5	0	
Lebanon	2	0	
Liechtenstein	2	0	
Lithuania	2	0	
Malaysia	1	0	
Maldives	1	0	
Mauritius	2	0	
Mexico	1	0	
New Zealand	4	3	
Pakistan	1	0	
Philippines	2	0	
Poland	1	0	
Qatar	4	4	
Romania	11	0	
Russia	4	0	

Saudi Arabia	1	0	
Senegal	7	0	
Sierra Leone	1	0	
Slovakia	3	0	
Sri Lanka	2	0	
Taiwan	3	0	
Thailand	3	0	
Trinidad and Tobago	1	0	
Tunisia	1	0	
Uganda	7	0	
United Arab Emirates	1	0	
Gibraltar	6	0	
Indonesia	1	0	
Turkey	6	0	
Malawi	3	0	
Montenegro	5	0	
Morocco	1	0	
Reunion (France)	2	0	
Slovenia	10	0	
Ghana	40	7	Suspected community transmission
Hong Kong	11	6	
Japan	12	0	
Jordan	2	0	
Luxembourg	1	0	
Mozambique	17		
Rwanda	6	0	

**This list is based on limited data, and may not capture the location of all local transmission events.*

Regional Update

- Malaysia reported 11 more Omicron COVID-19 cases on December 18, taking the total number of cases to 13. All 11 infections are imported, comprising three who travelled from the United Kingdom, three from the United States, two from Nigeria, two from Saudi Arabia and one from Australia. According to the Ministry of Health, nine of the cases are Malaysians, while two are Nigerians. The minister added that the 11 cases are among the 18 samples that showed a suspected presence of the Omicron variant.
- Cambodia confirmed two more cases of the Omicron COVID-19 variant, bringing the total number of such cases in the southeast Asian nation to four. According to the Ministry of Health's (MOH) statement on Saturday midnight (December 18), one patient is a 47-year-old Cambodian woman arriving in the kingdom on Thursday from the United States of America, with a connecting flight in South Korea, and the other patient is a 33-year-old Cambodian woman taking a flight from France passing through Singapore before arriving in Cambodia on Friday. Upon landing at the Phnom Penh International Airport, the two women were given a rapid test which indicated that they were positive for COVID-19, and their samples were then sent to the Pasteur Institute in Cambodia for further testing. The results released by the Pasteur Institute in Cambodia on December 18 showed that the two women were positive for the Omicron COVID-19 variant. The patients are currently being treated at a COVID-19 treatment facility in Phnom Penh.

Vaccine Update

- A total of 10 countries accounted for 65.6% of all vaccinations administered globally as of December 16. The top five countries/territories with the highest number of cumulative people fully vaccinated per 100,000 population are Gibraltar (118,550), United Arab Emirates (90,280), Portugal (88,870), Brunei (87,290), and Singapore (87,000). Conversely, the top five countries with the lowest number of cumulative people fully vaccinated per 100,000 population are Burundi (20), Congo (Kinshasa) (80), Chad (480), Haiti (580), and Guinea-Bissau (1,050).

Travel Advisories (new update/s)

- Cambodia: With more imported Omicron cases in Malaysia, health authorities said COVID-19 measures have been stepped up at all international entry points and in the community. The health minister said that travellers from these countries have to wear digital tracking devices throughout their mandatory quarantine period and travellers arriving from the United Kingdom must self-test daily throughout their quarantine and report the results on the MySejahtera app. Nigeria has also been added to the list of high-risk countries.

Cases and Deaths as of 20 December 2021

- As of 20 December 2021 (2PM, GMT+8), worldwide, there were **275,383,042** confirmed cases, including **5,376,870** deaths. Globally, Case Fatality Rate (CFR) was **2.0**.
- In **China**, there were **129,694** confirmed cases with **5,699** deaths, including deaths in Hong Kong (213) and Taiwan (850). Confirmed cases in China include confirmed cases in Hong Kong (12,527), Macau (77) and Taiwan (16,805). CFR was **4.4**.
- **14,587,636 confirmed cases** of COVID-19 have been reported in the ASEAN region with a total of **300,183 deaths**, with a CFR of **2.1**.

REGION	COUNTRY	FIRST CONFIRMED CASE(S)	LATEST REPORT ON CONFIRMED CASE(S)	TOTAL CONFIRMED CASES	NEW CASES (7-DAY ROLLING AVERAGE)	TOTAL DEATHS	NEW DEATHS (7-DAY ROLLING AVERAGE)	CASE FATALITY RATE	CUMULATIVE CASES/100,000	NUMBER OF TESTS LAST 14 DAYS/100,000	CUMULATIVE VACCINATED	CUMULATIVE FULLY VACCINATED	FULLY VACCINATED / 100
ASEAN REGION	Brunei	10-Mar-20	19-Dec-21	15,402	16 (8)	98	-	0.6%	3,555		405,092	385,414	87.3
	Cambodia	27-Jan-20	19-Dec-21	120,416	6 (9)	3,005	2 (3)	2.5%	730	-	14,224,202	13,590,650	80.2
	Indonesia	02-Mar-20	19-Dec-21	4,260,544	164 (200)	144,002	4 (9)	3.4%	1,574	981	151,417,878	107,051,563	38.7
	Lao PDR	24-Mar-20	19-Dec-21	98,572	1,067 (1,322)	273	5 (4)	0.3%	1,375	1,262	3,744,740	3,099,003	42.0
	Malaysia	25-Jan-20	19-Dec-21	2,718,955	3,108 (3,902)	31,092	19 (30)	1.1%	8,510	3,731	25,940,142	25,537,200	77.9
	Myanmar	23-Mar-20	19-Dec-21	528,253	152(227)	19,220	7 (5)	3.6%	977	-	16,849,172	11,858,598	21.6
	Philippines	30-Jan-20	19-Dec-21	2,837,577	22 (141)	50,739	64 (66)	1.8%	2,625	311	56,110,301	43,024,393	38.7
	Singapore	23-Jan-20	19-Dec-21	275,910	255 (364)	813	3 (3)	0.3%	4,837	-	4,744,632	4,744,632	87.0
	Thailand	13-Jan-20	19-Dec-21	2,191,528	2,899 (3,269)	21,375	22 (29)	1.0%	3,148	328	50,095,106	43,643,486	62.4
	Vietnam	23-Jan-20	19-Dec-21	1,540,478	16,110 (18,204)	29,566	215 (247)	1.9%	1,597	1,328	75,631,255	53,224,715	54.2
				14,587,635	23,799	300,183	341	2.1%					

- **260,665,73 confirmed cases** of COVID-19 have been reported in **223 countries/states** (other than China, Hong Kong, Taiwan, Macau, and ASEAN countries):

REGION	COUNTRY	FIRST CONFIRMED CASE(S)	LATEST REPORT ON CONFIRMED CASE(S)	TOTAL CONFIRMED CASES	NEW CASES	TOTAL DEATHS	NEW DEATHS	CASE FATALITY RATE	CUMULATIVE CASES/100,000	NUMBER OF TESTS LAST 14 DAYS/100,000	CUMULATIVE IMMUNIZED	CUMULATIVE FULLY VACCINATED	FULLY VACCINATED/100
ASIA PACIFIC	Japan	16 Jan 2020	19-Dec-21	1,729,548	177	18,288	-	1.1%	1,370	407	100,125,316	98,222,530	77.9
	South Korea	20 Jan 2020	19-Dec-21	565,098	6,234	4,722	78	0.8%	1,093	-	43,300,593	41,939,065	81.7
	Nepal	24 Jan 2020	19-Dec-21	825,736	133	11,573	1	1.4%	2,886	336	10,431,659	8,725,785	29.4
	Australia	25 Jan 2020	19-Dec-21	250,728	3,931	2,146	4	0.9%	977	8,219	20,320,601	19,538,547	75.8
	Sri Lanka	27 Jan 2020	19-Dec-21	579,685	738	14,752	18	2.5%	2,659	408	15,966,704	13,808,331	64.2
	India	30 Jan 2020	19-Dec-21	34,740,275	7,145	477,422	289	1.4%	2,542	849	827,368,472	545,689,017	39.2
	Afghanistan	24 Feb 2020	19-Dec-21	157,787	42	7,335	2	4.6%	415		4,397,449	3,566,192	9.0
	Pakistan	26 Feb 2020	19-Dec-21	1,291,108	260	28,872	2	2.2%	596	240	86,968,178	59,361,468	26.4
	New Zealand	28 Feb 2020	19-Dec-21	13,425	59	49	-	0.4%	273	6,179	3,963,513	3,798,165	74.2
	Bhutan	05 Mar 2020	17-Dec-21	2,656	-	3	-	0.1%	348	2,066	589,482	564,611	72.4
	Maldives	07 Mar 2020	19-Dec-21	93,957	93	259	-	0.3%	17,696	8,514	396,358	366,165	67.4
	Bangladesh	08 Mar 2020	19-Dec-21	1,581,083	211	28,048	1	1.8%	970	145	87,546,674	44,735,702	26.9

	Mongolia	10 Mar 2020	19-Dec-21	386,991	204	2,043	-	0.5%	11,999	3,162	2,264,410	2,160,122	64.9
	Turkey	10 Mar 2020	19-Dec-21	9,171,119	16,910	80,415	171	0.9%	10,993	4,650	56,649,405	51,142,896	60.1
	French Polynesia	12 Mar 2020	16-Dec-21	46,821	-	636	-	1.4%	16,764		167,068	157,563	55.8
	Guam	15 Mar 2020	18-Dec-21	19,369	-	270	-	1.4%	11,578		139,877	126,160	74.9
	New Caledonia	17 Mar 2020	18-Dec-21	12,502	-	280	-	2.2%	4,344		182,049	172,284	59.8
	Fiji	18 Mar 2020	17-Dec-21	52,623	-	697	-	1.3%	5,913	-	659,250	598,125	66.2
	Papua New Guinea	21 Mar 2020	17-Dec-21	36,004	-	589	-	1.6%	410	-	282,571	216,027	2.4
	Timor Leste	21 Mar 2020	18-Dec-21	19,833	-	122	-	0.6%	1,534	-	652,294	489,709	36.4
	Northern Mariana Islands	28 Mar 2020	18-Dec-21	2,375	-	7	-	0.3%	4,151		42,618	38,581	74.4
	North Korea	24 Jul 2020	25-Jul-20	1	-	-	-	0.0%	0				
	Solomon Islands	03 Oct 2020	18-Dec-21	20	-	-	-	0.0%	3		176,593	52,319	7.4
	Wallis et Futuna	17 Oct 2020	03-Dec-21	454	-	7	-	1.5%	2,833		6,016	5,923	53.4
	Marshall Islands	26 Oct 2020	17-Nov-20	4	-	-	-	0.0%	7		25,951	22,707	29.2
	Vanuatu	11 Nov 2020	24-Oct-21	6	-	1	-	16.7%	2		100,264	47,345	15.1
	Samoa	18 Nov 2020	17-Dec-21	3	-	-	-	0.0%	2		141,356	121,539	60.7
	Micronesia	11 Jan 2021	11-Jan-21	1	-	-	-	0.0%	1		48,264	42,936	42.0
	Palau	31 May 2021	08-Oct-21	8	-	-	-	0.0%	44		18,711	15,967	74.2
	Tonga	05 Nov 2021	05-Nov-21	1	-				1		73,296	46,239	43.3
AMERICAS	USA	21 Jan 2020	19-Dec-21	51,733,972	37,767	827,272	66	1.6%	15,761	3,077	241,205,528	202,159,045	60.9
	Canada	25 Jan 2020	19-Dec-21	1,882,248	8,269	30,045	5	1.6%	4,953	3,052	31,409,602	29,277,444	76.9
	Brazil	26 Feb 2020	18-Dec-21	22,216,112	-	618,011	-	2.8%	10,491	-	165,409,165	141,474,540	66.1
	Mexico	28 Feb 2020	18-Dec-21	3,932,545	-	297,835	-	7.6%	3,083	99	81,785,946	66,586,509	51.1
	Saint Martin	01 Mar 2020	12-Dec-21	4,008	-	56	-	1.4%	10,547				
	Ecuador	01 Mar 2020	17-Dec-21	536,129	-	33,593	-	6.3%	3,086	149	14,016,690	12,071,652	67.5
	Dominican Republic	01 Mar 2020	18-Dec-21	411,449	-	4,223	-	1.0%	3,831	-	6,922,834	5,677,283	51.8
	Chile	03 Mar 2020	19-Dec-21	1,791,776	1,252	38,864	24	2.2%	9,454	3,213	17,123,006	16,391,793	85.3

Argentina	03 Mar 2020	19-Dec-21	5,389,707	3,254	116,903	4	2.2%	11,993	542	37,606,502	31,615,122	69.3
Peru	05 Mar 2020	18-Dec-21	2,263,739	-	202,154	-	8.9%	6,963	116	23,574,494	20,086,571	60.2
Costa Rica	06 Mar 2020	17-Dec-21	568,538	-	7,340	-	1.3%	11,264	454	3,922,190	3,364,478	65.5
Colombia	06 Mar 2020	19-Dec-21	5,107,323	2,038	129,458	59	2.5%	10,146	992	40,112,363	26,737,024	52.2
French Guiana	06 Mar 2020	17-Dec-21	46,732	-	336	-	0.7%	23,903				
Martinique	06 Mar 2020	14-Dec-21	46,700	-	749	-	1.6%	10,788				
Paraguay	07 Mar 2020	18-Dec-21	464,232	-	16,530	-	3.6%	6,590	430	3,444,261	2,871,213	39.8
Panama	10 Mar 2020	17-Dec-21	482,677	-	7,398	-	1.5%	11,367	1,688	3,020,631	2,455,571	56.0
Bolivia	10 Mar 2020	18-Dec-21	563,858	-	19,428	-	3.4%	4,898	779	5,328,739	4,427,369	37.4
Honduras	11 Mar 2020	17-Dec-21	378,804	-	10,428	-	2.8%	3,887		4,927,085	3,891,577	38.7
Cuba	11 Mar 2020	19-Dec-21	964,097	62	8,314	-	0.9%	8,507	-	10,266,992	9,440,384	83.4
Guyana	11 Mar 2020	18-Dec-21	38,817	-	1,028	-	2.6%	4,959		406,072	286,437	36.2
Jamaica	12 Mar 2020	18-Dec-21	92,018	-	2,444	-	2.7%	3,121	324	704,389	550,657	18.5
St Vincent and the Grenadines	12 Mar 2020	16-Dec-21	5,758	-	77	-	1.3%	5,207	1,516	33,192	25,261	22.7
Saint Lucia	13 Mar 2020	18-Dec-21	13,149	-	293	-	2.2%	7,194		55,278	48,223	26.2
Trinidad and Tobago	13 Mar 2020	18-Dec-21	84,793	-	2,560	-	3.0%	6,078	-	702,844	659,702	47.0
Venezuela	13 Mar 2020	18-Dec-21	441,228	-	5,278	-	1.2%	1,547		18,393,519	11,608,305	40.4
Guatemala	13 Mar 2020	18-Dec-21	623,662	-	16,067	-	2.6%	3,756	45	6,370,482	4,464,834	24.5
Uruguay	13 Mar 2020	18-Dec-21	404,255	-	6,153	-	1.5%	11,678	2,805	2,761,543	2,669,607	76.6
Curacao	13 Mar 2020	19-Dec-21	17,770	23	184	-	1.0%	11,280		103,752	96,373	58.5
Puerto Rico	13 Mar 2020	18-Dec-21	193,120	-	3,284	-	1.7%	6,047		2,802,119	2,438,444	76.4
Suriname	13 Mar 2020	18-Dec-21	51,406	-	1,183	-	2.3%	8,842		260,304	225,352	38.1
Antigua and Barbuda	13 Mar 2020	17-Dec-21	4,198	-	117	-	2.8%	4,323	-	61,921	57,888	58.6
Guadeloupe	13 Mar 2020	15-Dec-21	55,441	-	749	-	1.4%	12,515				
Cayman Islands	13 Mar 2020	17-Dec-21	8,097	-	9	-	0.1%	12,467		58,371	56,486	84.9
Aruba	14 Mar 2020	19-Dec-21	16,807	29	180	-	1.1%	15,809		84,191	78,627	73.4
Bahamas	15 Mar 2020	18-Dec-21	22,995	-	713	-	3.1%	5,904	1,209	157,232	145,793	36.7
US Virgin Islands	16 Mar 2020	17-Dec-21	7,640	-	88	-	1.2%	7,165		62,360	53,271	50.1
Sint Maarten	17 Mar 2020	18-Dec-21	4,684	-	75	-	1.6%	11,499		27,030	25,008	57.6

Montserrat	17 Mar 2020	09-Oct-21	41	-	1	-	2.4%	439		1,531	1,417	28.5	
Barbados	17 Mar 2020	18-Dec-21	27,169	-	256	-	0.9%	9,466		154,990	141,265	49.1	
El Salvador	18 Mar 2020	18-Dec-21	121,484	-	3,807	-	3.1%	1,882	-	4,465,139	4,130,209	63.4	
Nicaragua	18 Mar 2020	14-Dec-21	17,391	-	210	-	1.2%	266		4,628,897	2,679,570	40.0	
Bermuda	18 Mar 2020	16-Dec-21	5,815	-	106	-	1.8%	9,098		46,194	45,213	72.8	
Haiti	19 Mar 2020	18-Dec-21	25,920	-	765	-	3.0%	230		120,569	69,835	0.6	
Dominica	22 Mar 2020	15-Dec-21	6,286	-	42	-	0.7%	8,754		29,200	27,376	37.9	
Grenada	22 Mar 2020	15-Dec-21	5,919	-	200	-	3.4%	5,285		40,930	34,963	30.9	
Belize	23 Mar 2020	17-Dec-21	31,246	-	589	-	1.9%	8,005	4,105	229,107	196,741	48.6	
Turks and Caicos Islands	23 Mar 2020	17-Dec-21	3,163	-	25	-	0.8%	8,282		29,210	27,133	69.2	
Saint Kitts and Nevis	24 Mar 2020	17-Dec-21	2,801	-	28	-	1.0%	5,303	1,321	27,484	25,359	47.4	
British Virgin Islands	25 Mar 2020	15-Dec-21	2,886	-	39	-	1.4%	9,610		18,288	16,704	54.9	
Anguilla	26 Mar 2020	14-Dec-21	1,592	-	4	-	0.3%	12,011		10,079	9,223	61.0	
Caribbean Netherlands	01 Apr 2020	18-Dec-21	3,193	-	22	-	0.7%	17,727		19,109	16,736	63.3	
Falkland Islands	03 Apr 2020	17-Dec-21	83	-	-	-	0.0%	3,146		2,632	1,775	50.3	
Saint Pierre and Miquelon	05 Apr 2020	13-Dec-21	96	-	-	-	0.0%	1,369					
Saint Barthelemy	25 Jul 2020	12-Dec-21	1,621	-	6	-	0.4%	19,183					
EUROPE	France	24 Jan 2020	8,625,849	48,473	121,493	75	1.4%	12,863		52,430,750	48,496,460	71.8	
	Germany	27 Jan 2020	6,828,017	36,809	108,963	225	1.6%	8,213	2,071	60,888,551	58,411,151	69.6	
	Finland	29 Jan 2020	213,318	-	1,454	-	0.7%	3,864	3,877	4,322,646	4,085,069	73.6	
	Italy	30 Jan 2020	5,389,155	24,303	135,641	97	2.5%	8,938	10,117	47,871,435	44,438,587	73.6	
	Russian Federation	31 Jan 2020	10,214,790	27,967	297,203	1,023	2.9%	7,075	3,835	71,530,632	63,253,115	43.4	
	Spain	31 Jan 2020	5,455,527	-	88,708	-	1.6%	11,589	1,987	38,607,797	37,777,929	80.8	
	Sweden	31 Jan 2020	1,250,885	-	15,197	-	1.2%	12,162		7,707,313	7,326,603	72.1	
	United Kingdom of Great Britain	31 Jan 2020	11,361,387	81,959	147,218	45	1.3%	16,999	18,515	51,425,763	46,965,009	68.9	
	Belgium	05 Feb 2020	18-Dec-21	1,999,764	-	27,895	-	1.4%	17,413	7,532	8,879,748	8,759,422	75.3
	Switzerland	25 Feb 2020	17-Dec-21	1,169,968	-	11,967	-	1.0%	13,644	7,146	5,929,752	5,780,741	66.3

Austria	25 Feb 2020	19-Dec-21	1,249,641	2,242	13,479	17	1.1%	14,077	45,388	6,544,832	6,313,170	69.8
Croatia	25 Feb 2020	19-Dec-21	675,363	1,936	11,981	51	1.8%	16,604	3,106	2,240,403	2,082,035	51.0
Norway	26 Feb 2020	18-Dec-21	347,402	-	1,204	-	0.3%	6,496	4,960	4,269,323	3,897,475	71.3
Romania	26 Feb 2020	19-Dec-21	1,798,205	499	58,196	53	3.2%	9,290	2,613	7,888,314	7,708,072	40.3
Estonia	26 Feb 2020	19-Dec-21	232,120	426	1,884	2	0.8%	17,497	5,085	836,808	809,043	61.1
Georgia	26 Feb 2020	19-Dec-21	909,160	2,195	13,071	47	1.4%	24,437	-	1,302,517	1,078,455	27.1
North Macedonia	26 Feb 2020	19-Dec-21	221,285	190	7,815	14	3.5%	10,621	-	836,816	804,518	38.6
Greece	26 Feb 2020	19-Dec-21	1,034,070	2,831	19,891	92	1.9%	9,649	34,692	7,325,305	6,854,270	66.1
Denmark	27 Feb 2020	19-Dec-21	617,274	8,212	3,076	9	0.5%	10,609	31,383	4,702,853	4,505,271	77.5
San Marino	27 Feb 2020	17-Dec-21	7,007	-	95	-	1.4%	20,694		24,282	21,623	63.6
Lithuania	27 Feb 2020	19-Dec-21	502,345	1,359	7,119	22	1.4%	18,026	5,579	1,901,163	1,814,988	67.5
Netherlands	27 Feb 2020	19-Dec-21	2,980,003	13,259	20,468	48	0.7%	17,193	3,352	13,292,944	12,818,905	74.7
Azerbaijan	27 Feb 2020	19-Dec-21	610,318	921	8,199	17	1.3%	6,089	1,156	5,138,212	4,638,622	45.4
Belarus	28 Feb 2020	19-Dec-21	684,628	1,456	5,385	14	0.8%	7,232	3,086	4,064,247	3,039,334	32.2
Iceland	28 Feb 2020	17-Dec-21	20,232	-	36	-	0.2%	5,600	7,244	287,229	282,962	82.4
Ireland	28 Feb 2020	19-Dec-21	656,600	5,124	5,835	-	0.9%	13,288	7,043	3,879,503	3,820,450	76.7
Monaco	29 Feb 2020	19-Dec-21	4,406	20	37	1	0.8%	11,308		26,672	23,308	59.0
Czech Republic	01 Mar 2020	19-Dec-21	2,403,248	6,002	35,223	74	1.5%	22,524		6,764,791	6,543,003	61.0
Luxembourg	01 Mar 2020	16-Dec-21	96,108	-	898	-	0.9%	15,504	7,238	454,687	429,705	67.7
Armenia	01 Mar 2020	19-Dec-21	343,636	130	7,899	6	2.3%	11,618	2,617	869,750	582,624	19.6
Latvia	02 Mar 2020	19-Dec-21	267,139	423	4,444	6	1.7%	13,966	3,681	1,299,934	1,241,666	66.5
Portugal	02 Mar 2020	19-Dec-21	1,225,102	4,266	18,778	25	1.5%	11,930	13,132	9,053,901	9,047,148	89.0
Andorra	02 Mar 2020	16-Dec-21	20,549	-	134	-	0.7%	26,638	19,528	56,628	50,551	65.4
Liechtenstein	03 Mar 2020	19-Dec-21	5,661	65	68	-	1.2%	14,890	8,154	26,001	25,481	66.6
Ukraine	03 Mar 2020	19-Dec-21	3,608,151	3,602	93,105	176	2.6%	8,129	818	14,375,344	12,982,566	29.9
Slovenia	04 Mar 2020	19-Dec-21	448,561	769	5,496	13	1.2%	21,483	2,541	1,241,641	1,178,638	56.7
Hungary	04 Mar 2020	17-Dec-21	1,218,295	-	37,530	-	3.1%	12,470	3,970	6,208,430	5,923,284	61.5
Poland	04 Mar 2020	19-Dec-21	3,958,840	15,976	91,485	70	2.3%	10,426	2,853	21,378,003	20,835,654	55.1
Faroe Islands	04 Mar 2020	18-Dec-21	4,700	-	13	-	0.3%	9,655		40,205	38,142	77.8
Bosnia and Herzegovina	05 Mar 2020	17-Dec-21	284,272	-	13,121	-	4.6%	8,612	1,039	833,233	720,631	22.1
Gibraltar	05 Mar 2020	19-Dec-21	7,822	44	100	-	1.3%	23,210		41,144	40,026	118.8

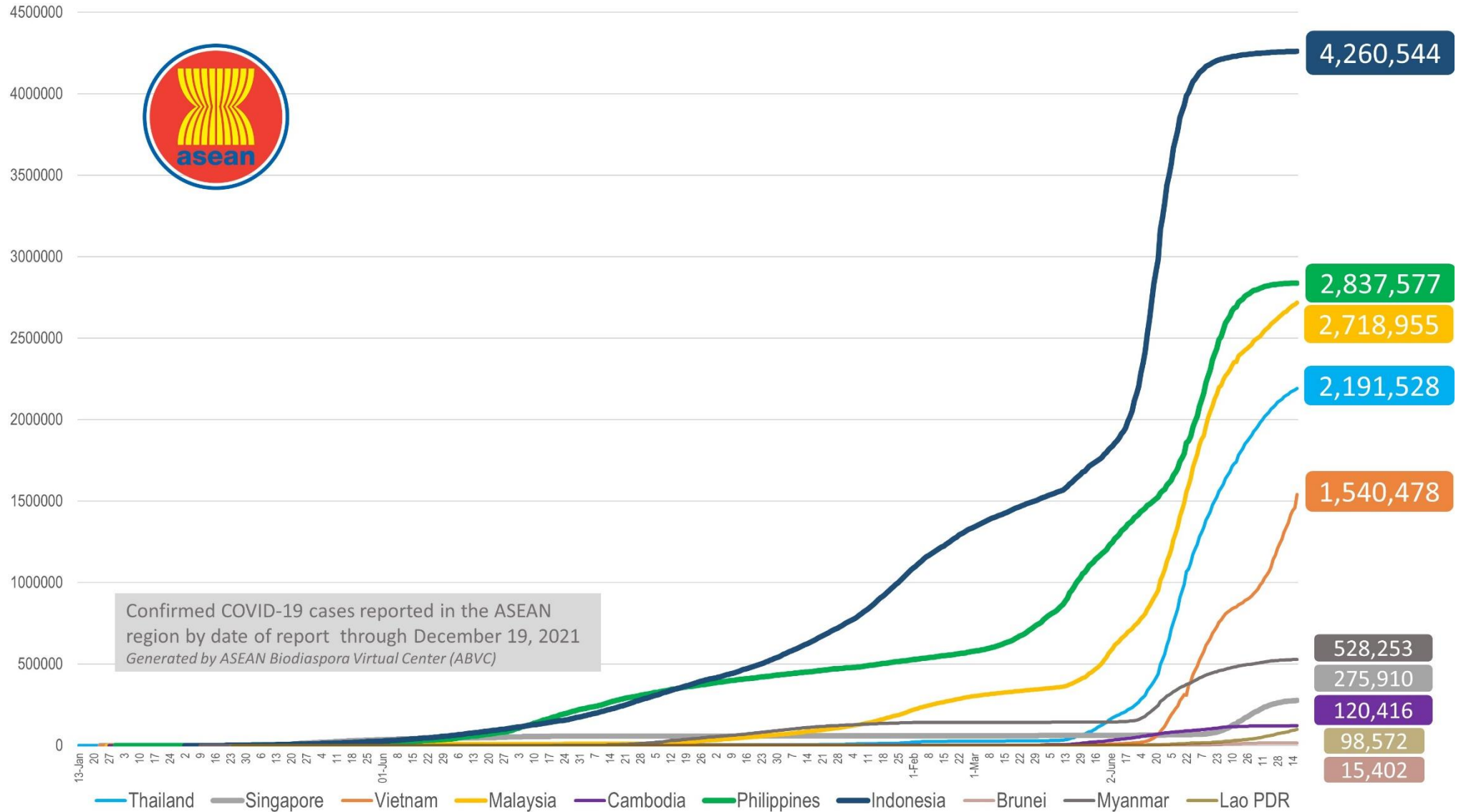
	Slovakia	06 Mar 2020	19-Dec-21	806,115	3,431	16,014	83	2.0%	14,780	10,460	2,696,761	2,385,337	43.7
	Serbia	06 Mar 2020	19-Dec-21	1,282,461	802	12,401	37	1.0%	18,466	2,163	3,291,994	3,172,131	46.2
	Vatican City	06 Mar 2020	17-Oct-20	27	-	-	-	0.0%	2,932				
	Malta	07 Mar 2020	19-Dec-21	41,853	282	471	-	1.1%	8,326	6,781	437,712	434,501	84.2
	Moldova	07 Mar 2020	19-Dec-21	372,200	46	9,493	11	2.6%	14,005	-	989,897	964,400	24.0
	Bulgaria	08 Mar 2020	18-Dec-21	724,337	-	30,047	-	4.1%	10,384	4,680	1,904,143	1,871,061	27.1
	Albania	09 Mar 2020	19-Dec-21	205,777	228	3,166	5	1.5%	7,210	-	1,111,494	1,001,189	34.9
	Cyprus	09 Mar 2020	19-Dec-21	145,161	448	620	1	0.4%	12,111	78,995	636,379	597,008	66.6
	Channel Islands	09 Mar 2020	17-Dec-21	5,549	-	23	-	0.4%	8,507		32,969	13,618	21.5
	Jersey	10 Mar 2020	17-Dec-21	16,118	-	87	-	0.5%	17,749		80,602	76,133	75.3
	Kazakhstan	13 Mar 2020	19-Dec-21	982,915	440	12,917	-	1.3%	5,309	-	8,892,680	8,351,485	44.0
	Kosovo	13 Mar 2020	19-Dec-21	161,258	12	2,989	1	1.9%	8,987				
	Uzbekistan	15 Mar 2020	19-Dec-21	197,074	174	1,458	2	0.7%	587		18,433,447	5,882,086	17.3
	Greenland	16 Mar 2020	17-Dec-21	1,969	-	-	-	0.0%	3,502		40,385	37,855	66.6
	Montenegro	17 Mar 2020	19-Dec-21	160,995	177	2,375	2	1.5%	25,878		281,270	266,884	42.5
	Kyrgyzstan	18 Mar 2020	19-Dec-21	184,195	32	2,783	2	1.5%	2,853		1,174,065	950,978	14.4
	Isle of Man	19 Mar 2020	19-Dec-21	13,096	59	67	-	0.5%	15,483		68,539	65,095	76.2
	Tajikistan	30 Apr 2020	20-Nov-21	17,095	-	124	-	0.7%	183		4,374,694	3,206,282	32.9
MIDDLE EAST	UAE	29 Jan 2020	19-Dec-21	744,137	285	2,151	-	0.3%	7,616	28,295	9,890,441	9,020,082	90.3
	Iran	19 Feb 2020	19-Dec-21	6,170,979	1,968	131,083	50	2.1%	7,443	1,392	58,569,046	49,150,330	57.8
	Israel	21 Feb 2020	19-Dec-21	1,355,433	736	8,232	-	0.6%	14,972	12,056	6,446,980	5,823,587	62.7
	Lebanon	21 Feb 2020	19-Dec-21	700,943	1,479	8,936	12	1.3%	10,224	-	2,131,113	1,773,818	26.2
	Kuwait	24 Feb 2020	19-Dec-21	414,098	75	2,466	-	0.6%	9,843	5,246	3,320,794	3,193,897	73.8
	Oman	24 Feb 2020	19-Dec-21	304,843	24	4,113	-	1.3%	6,128		3,120,714	2,889,245	55.3
	Bahrain	24 Feb 2020	19-Dec-21	278,499	89	1,394	-	0.5%	16,970	17,004	1,194,968	1,168,676	66.9
	Iraq	24 Feb 2020	19-Dec-21	2,090,480	272	24,063	12	1.2%	5,318	493	8,111,496	5,241,122	12.7
	Qatar	29 Feb 2020	19-Dec-21	246,537	170	614	-	0.2%	8,705	-	2,360,308	2,218,292	75.7
	Saudi Arabia	02 Mar 2020	19-Dec-21	550,842	104	8,862	1	1.6%	1,607	1,290	24,854,157	22,908,284	64.8
	Jordan	02 Mar 2020	19-Dec-21	1,036,665	3,196	12,230	39	1.2%	10,262	5,417	4,266,786	3,854,574	37.5
	Palestine	05 Mar 2020	18-Dec-21	466,327	-	4,867	-	1.0%	9,953		2,020,110	1,403,992	26.9
	Syria	22 Mar 2020	18-Dec-21	49,693	-	2,841	-	5.7%	291		1,002,945	763,025	4.2
	Yemen	10 Apr 2020	19-Dec-21	10,101	4	1,976	-	19.6%	35		556,652	366,587	1.2
AFRICA	Egypt	14 Feb 2020	18-Dec-21	374,411	-	21,315	-	5.7%	373		30,505,670	18,205,046	17.5
	Algeria	25 Feb 2020	19-Dec-21	214,592	262	6,184	4	2.9%	498		6,875,003	5,391,232	12.1
	Nigeria	28 Feb 2020	18-Dec-21	223,483	-	2,984	-	1.3%	111	28	8,181,113	4,031,004	1.9

Tunisia	02 Mar 2020	18-Dec-21	720,853	-	25,460	-	3.5%	6,164	-	6,386,392	5,451,952	45.7
Morocco	02 Mar 2020	19-Dec-21	952,814	186	14,809	1	1.6%	2,612	281	24,573,352	22,895,600	61.3
Senegal	02 Mar 2020	19-Dec-21	74,161	20	1,886	-	2.5%	455	106	1,328,153	941,230	5.5
South Africa	05 Mar 2020	19-Dec-21	3,308,074	15,465	90,348	3	2.7%	5,649	1,289	18,657,599	15,584,899	26.0
Cameroon	06 Mar 2020	14-Dec-21	107,662	-	1,836	-	1.7%	416	-	806,176	627,046	2.3
Togo	06 Mar 2020	17-Dec-21	26,550	-	244	-	0.9%	328	129	1,349,188	810,069	9.6
Burkina Faso	09 Mar 2020	14-Dec-21	16,672	-	296	-	1.8%	82	-	442,769	334,172	1.6
Democratic Republic of Congo	10 Mar 2020	17-Dec-21	64,448	-	1,126	-	1.7%	74	-	195,619	83,718	0.1
Ivory Coast	11 Mar 2020	18-Dec-21	62,077	-	706	-	1.1%	241	83	3,306,299	1,505,936	5.6
Reunion	11 Mar 2020	14-Dec-21	67,237	-	393	-	0.6%	8,654	-	-	-	-
Ghana	13 Mar 2020	12-Dec-21	131,911	-	1,255	-	1.0%	434	-	2,651,463	1,565,507	4.9
Guinea	13 Mar 2020	12-Dec-21	30,814	-	388	-	1.3%	241	-	1,687,180	818,351	6.1
Gabon	13 Mar 2020	17-Dec-21	37,743	-	285	-	0.8%	1,737	-	392,898	173,123	7.6
Sudan	13 Mar 2020	14-Dec-21	45,112	-	3,252	-	7.2%	105	-	4,016,849	1,234,386	2.8
Kenya	13 Mar 2020	18-Dec-21	262,335	-	5,353	-	2.0%	499	-	5,735,219	3,483,662	6.3
Ethiopia	13 Mar 2020	19-Dec-21	376,375	565	6,866	5	1.8%	336	-	9,142,809	1,454,395	1.2
Central African Republic	14 Mar 2020	12-Dec-21	11,961	-	101	-	0.8%	252	-	446,712	344,070	7.0
Seychelles	14 Mar 2020	16-Dec-21	24,047	-	131	-	0.5%	24,632	-	82,117	78,214	79.1
Rwanda	14 Mar 2020	18-Dec-21	101,413	-	1,344	-	1.3%	803	1,382	6,847,793	4,182,307	31.5
Namibia	14 Mar 2020	19-Dec-21	138,184	1,263	3,582	1	2.6%	5,539	990	387,413	326,185	12.6
Swaziland	14 Mar 2020	19-Dec-21	60,036	322	1,261	1	2.1%	5,229	-	320,460	292,063	24.9
Mauritania	14 Mar 2020	19-Dec-21	40,083	56	853	1	2.1%	886	-	1,110,533	709,829	14.9
Mayotte	14 Mar 2020	17-Dec-21	21,180	-	185	-	0.9%	13,317	-	-	-	-
Equatorial Guinea	15 Mar 2020	17-Dec-21	13,618	-	175	-	1.3%	1,004	260	249,215	203,357	14.0
Republic of Congo	15 Mar 2020	16-Dec-21	19,179	-	365	-	1.9%	356	-	734,721	560,880	9.9
Benin	16 Mar 2020	15-Dec-21	24,907	-	161	-	0.6%	211	-	1,363,471	1,062,378	8.5
Liberia	16 Mar 2020	13-Dec-21	5,844	-	287	-	4.9%	118	-	784,838	755,263	14.6
Tanzania	16 Mar 2020	15-Dec-21	26,483	-	734	-	2.8%	46	-	1,592,897	1,078,102	1.8
Somalia	16 Mar 2020	17-Dec-21	23,169	-	1,333	-	5.8%	150	-	892,093	664,422	4.1
Gambia	17 Mar 2020	17-Dec-21	10,051	-	342	-	3.4%	428	104	242,202	228,266	9.2
Zambia	17 Mar 2020	19-Dec-21	216,508	1,036	3,679	1	1.7%	1,212	276	806,611	956,814	5.1
Mauritius	18 Mar 2020	18-Dec-21	22,907	-	680	-	3.0%	1,810	-	916,524	914,936	71.9
Djibouti	18 Mar 2020	19-Dec-21	13,535	7	189	-	1.4%	1,390	-	108,945	26,087	2.6
Niger	19 Mar 2020	17-Dec-21	7,199	-	272	-	3.8%	31	-	507,223	464,413	1.9
Chad	19 Mar 2020	02-Dec-21	5,703	-	181	-	3.2%	36	-	285,922	80,663	0.5
Zimbabwe	20 Mar 2020	18-Dec-21	191,673	-	4,782	-	2.5%	1,309	917	4,038,743	3,053,648	20.2

Cape Verde	20 Mar 2020	18-Dec-21	38,573	-	351	-	0.9%	7,014		301,215	254,463	45.3
Madagascar	20 Mar 2020	19-Dec-21	47,295	1,501	996	16	2.1%	175	-	589,003	541,160	1.9
Uganda	21 Mar 2020	17-Dec-21	129,061	-	3,273	-	2.5%	292	117	6,525,371	1,287,799	2.7
Eritrea	21 Mar 2020	19-Dec-21	7,763	10	70	2	0.9%	219				
Angola	21 Mar 2020	18-Dec-21	65,868	-	1,738	-	2.6%	207		7,246,240	3,559,041	10.5
Mozambique	22 Mar 2020	19-Dec-21	159,904	541	1,952	2	1.2%	527	-	7,241,597	4,783,635	14.9
Libya	24 Mar 2020	18-Dec-21	381,749	-	5,598	-	1.5%	5,633		1,796,814	757,393	10.9
Guinea-Bissau	25 Mar 2020	17-Dec-21	6,456	-	149	-	2.3%	336		385,186	21,215	1.1
Mali	25 Mar 2020	19-Dec-21	19,306	114	639	-	3.3%	98		843,144	343,162	1.7
Botswana	30 Mar 2020	16-Dec-21	199,864	-	2,425	-	1.2%	8,676	1,681	1,125,993	1,002,358	41.8
Sierra Leone	31 Mar 2020	19-Dec-21	6,505	34	121	-	1.9%	83		747,044	385,232	4.7
Burundi	31 Mar 2020	17-Dec-21	22,212	-	14	-	0.1%	193		4,010	2,076	0.0
Malawi	02 Apr 2020	19-Dec-21	64,741	329	2,311	-	3.6%	348	-	1,355,692	651,693	3.3
South Sudan	05 Apr 2020	17-Dec-21	13,309	-	133	-	1.0%	120	-	227,262	181,577	1.6
Sao Tome and Principe	06 Apr 2020	16-Dec-21	3,735	-	57	-	1.5%	1,737		86,396	51,216	22.9
Comoros	30 Apr 2020	17-Dec-21	4,649	-	151	-	3.2%	546		282,378	244,741	27.6
Lesotho	13May 2020	16-Dec-21	24,733	-	665	-	2.7%	1,164		648,817	641,007	29.7
			260,665,713	416,533	5,070,988	3,241	1.9%					

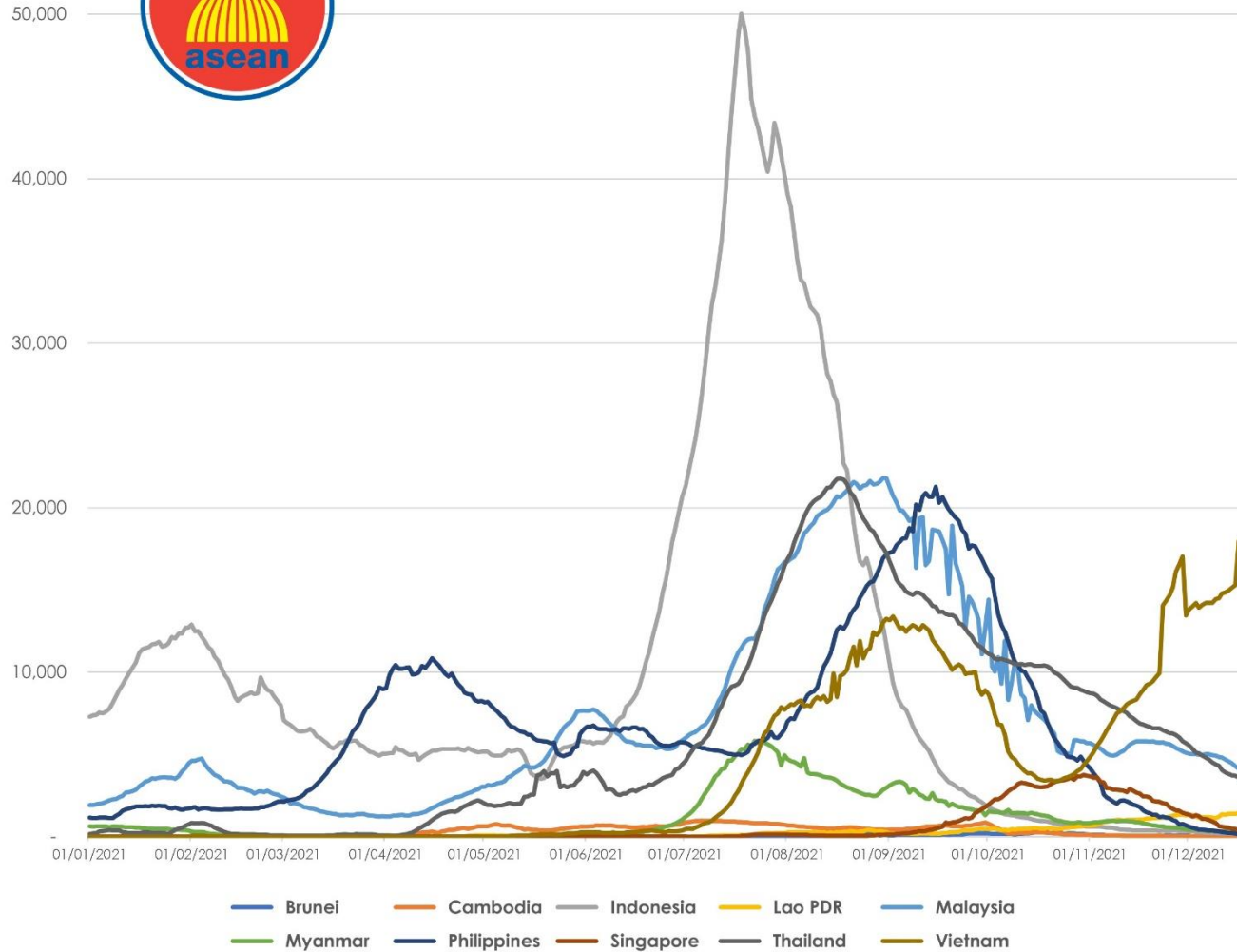
COVID-19 Epi curve among ASEAN Countries

as of 19 December 2021



7-Day Rolling Average of COVID-19 new cases

as of 19 December 2021

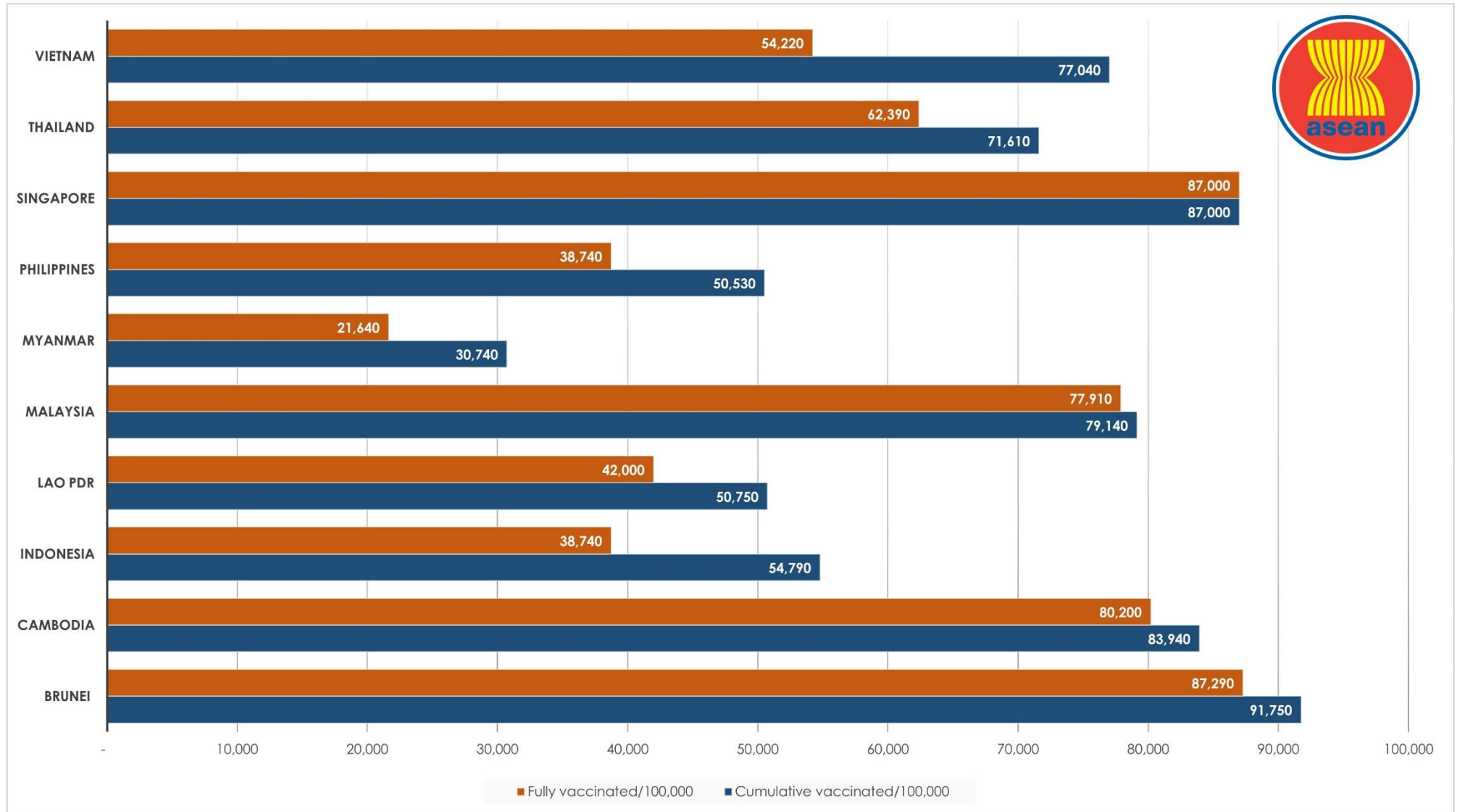


ASEAN Country	New Cases Rate of Change 7-Day Window*	P-value
Brunei	-2.81	0
Cambodia	-0.92	0
Indonesia	0.34	0.833
Lao PDR	-8.49	0.343
Malaysia	-119.11	0
Myanmar	-16.97	0
Philippines	-13.81	0.015
Singapore	-30.58	0
Thailand	-90.19	0
Vietnam	647.21	0.006

*Beta coefficient of linear line of best fit; equal to the rate of change in the 7-day rolling average of new cases over the past 7 days (as of December 19, 2021)


COVID-19 Vaccination Status

as of 19 December 2021



Outlook Assessment

as of 17 December 2021

 ASEAN MEMBER STATE	REQUIREMENT							
	At least 80% of the high-risk population has been vaccinated with at least one dose of a COVID-19 vaccine.		At least 65% of the total population has a level of immunity to COVID-19; either recovered from COVID-19 or have been vaccinated with at least one dose of a COVID-19 vaccine.		Case levels are generally low (a 7-day rolling average number of daily new cases that is <10 cases per 100,000, with each day's past-14-day test positivity is consistently <5%).		Government Policy on containment and health (strictness and comprehensiveness in COVID-19 related government policies)	
	% of High risk population fully vaccinated	Population vaccinated/day (7-day average)	% of Total population fully vaccinated	Population vaccinated/day (7-day average)	Daily cases/100,000	Test positivity last 14 days	Containment and health index score - Oxford COVID-19 Government Response Tracker (OxCGRT)	Change over the past 30 days
Brunei	≥90.0	0.85%/day	87.1	0.85%/day	1.42	Unknown	70.2/100	-11.9
Cambodia	≥90.0	0%/day	86.1	0.05%/day	0.06	Unknown	64.4/100	+1.8
Indonesia	≥90.0	0%/day	40.8	0.36%/day	0.07	0.1	58.4/100	0.0
Lao PDR	≥90.0	0%/day	45.9	Unknown	18.85	23.9	70.0/100	-4.8
Malaysia	≥90.0	0%/day	78.4	0.01%/day	10.56	3.8	58.6/100	0.0
Myanmar	63.2	unknown-	22.4	Unknown	0.46	Unknown	75.4/100	+4.8
Philippines	≥90.0	0.14%/day	41.6	0.84%/day	0.16	0.8	54.8/100	0.0
Singapore	≥90.0	0%/day	84.1	unknown	6.0	unknown	64.3/100	0.0
Thailand	≥90.0	0%/day	63.4	0.3%/day	4.88	12.4	55.4/100	-9.5
Vietnam	61.5	unknown	57.4	unknown	18.65	13.4	73.5/100	0.0



Report generated by
ASEAN Biodiaspora Virtual Center (ABVC)
 in collaboration with **Bluedot Inc.**
 Email: support@biodiaspora.org

